

CLEMCO® Easy Load Systems



and Closed Circuit Blaster



CLEMCO EASY LOAD SYSTEMS

Simple Systems Designed to Speed Abrasive Loading and Clean-up Under Harsh Industrial Conditions



Clemco Easy Load Systems eliminate the awkward, back-breaking and potentially injury-causing practice of lifting and maneuvering heavy bags of abrasive. One of five basic flexible system configurations is sure to suit your job site needs.

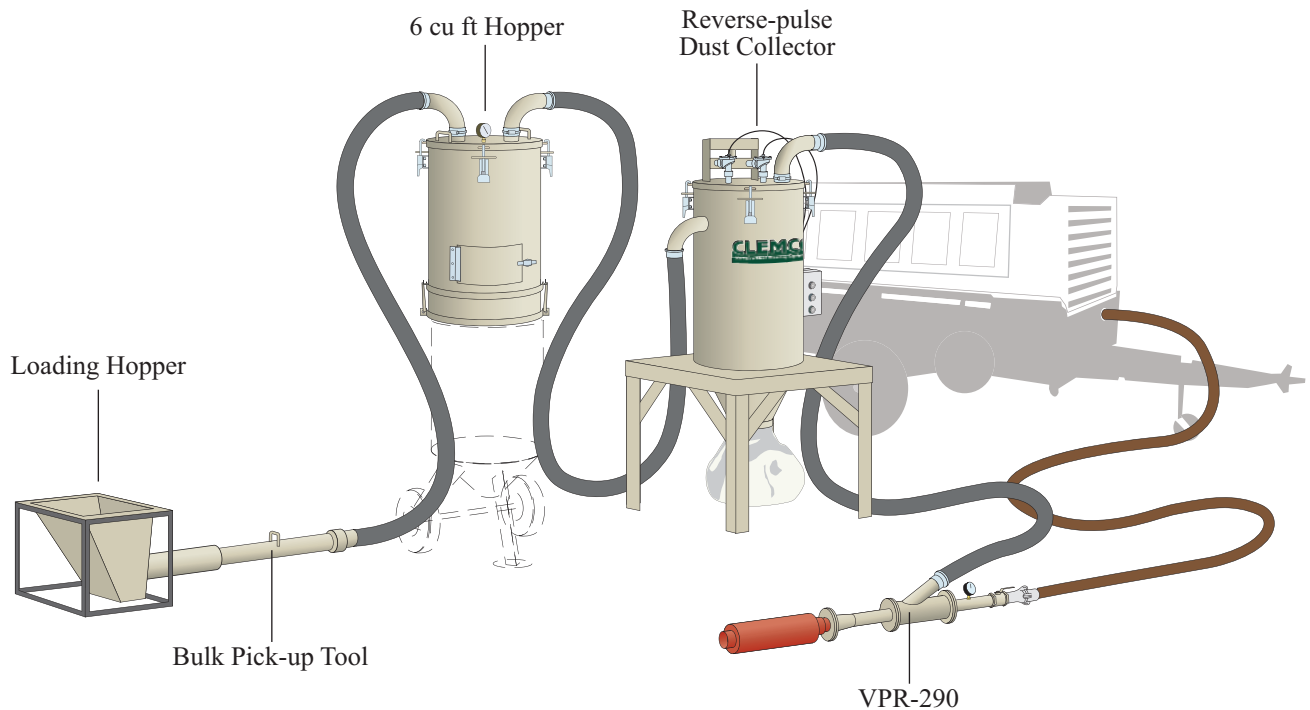
With an Easy Load, you can:

- Reduce risk of work injury
- Load fresh abrasives
- Recover spent materials for disposal or reuse
- Speed job site clean-up
- Reduce labor costs
- Blast and recover simultaneously for abrasive- or dust-sensitive job sites

Systems for Expendable or Recyclable Abrasives

ELS-2-290

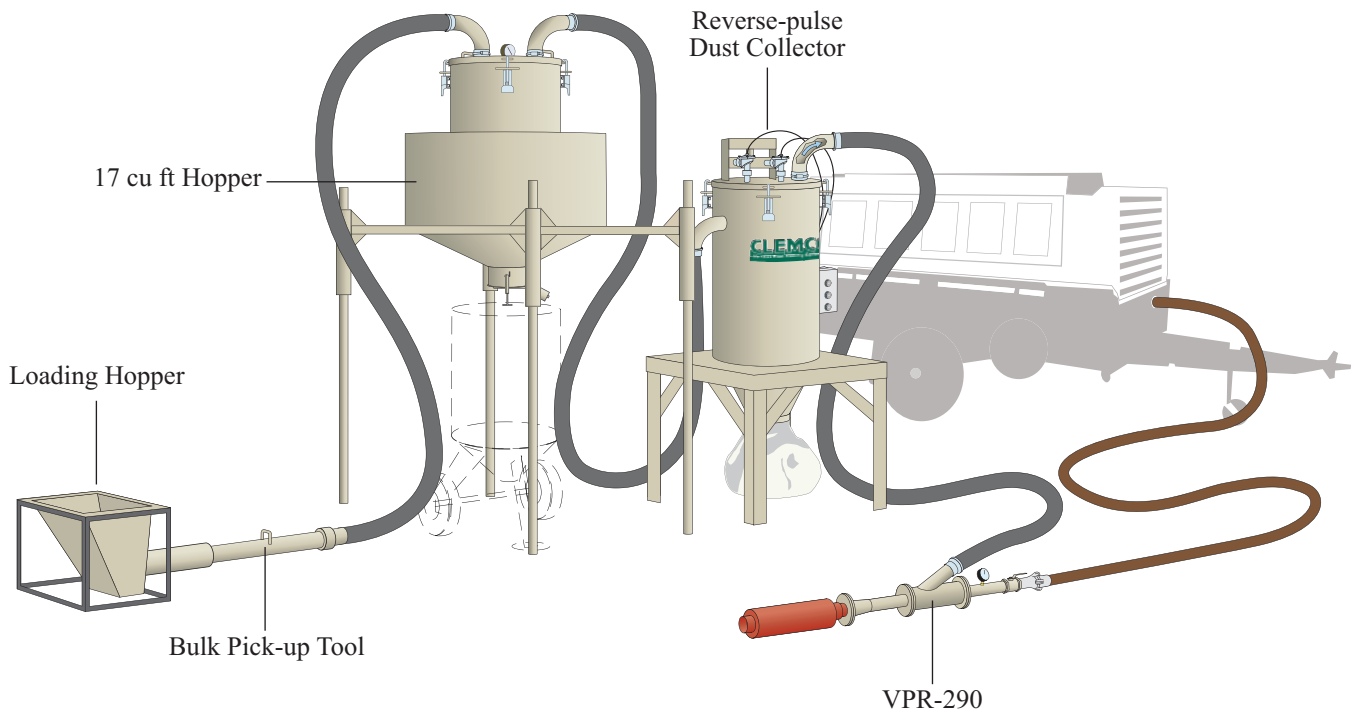
Application: Loading abrasive from a pile or from the loading hopper into a 6 cubic foot storage hopper.



Easier Abrasive Loading

ELS-4-290

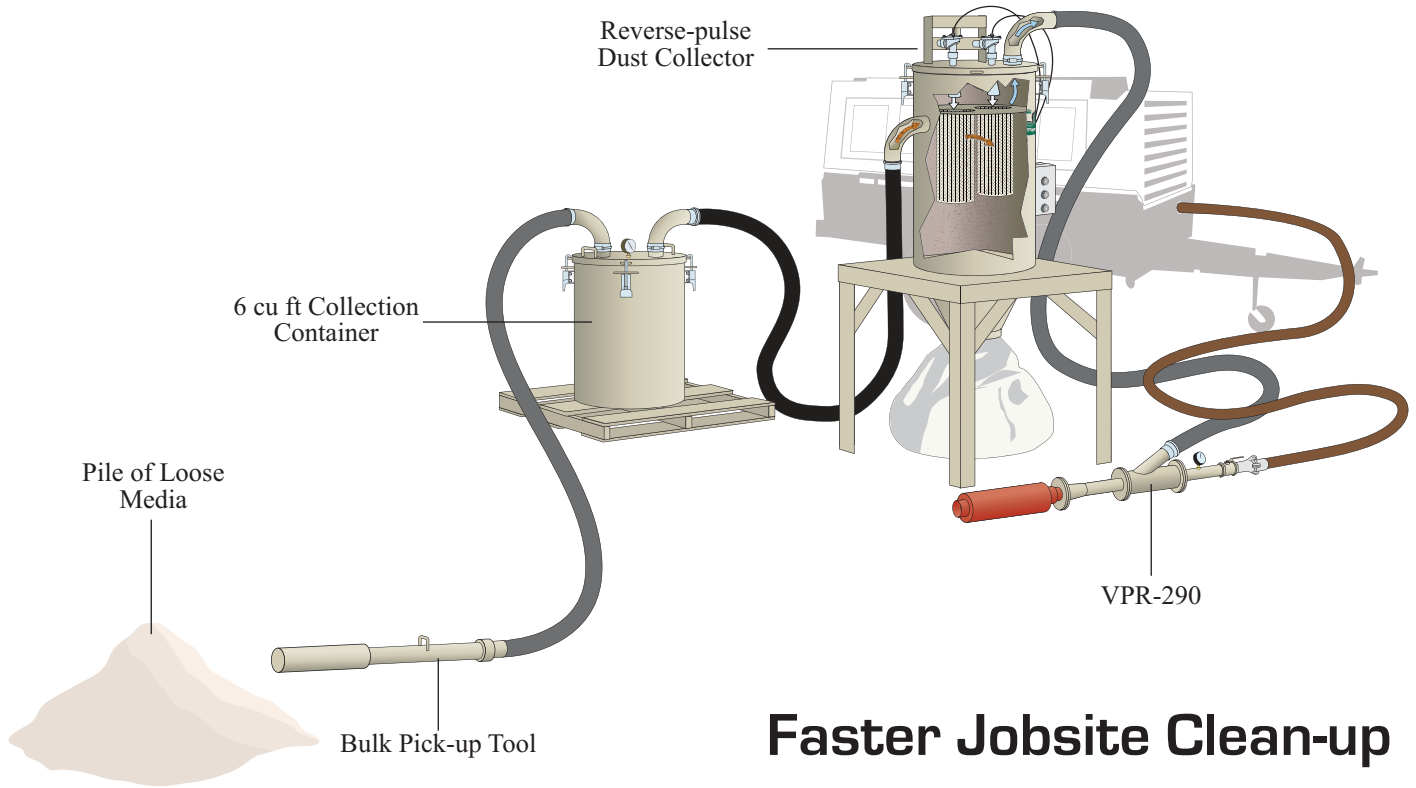
Application: Higher production jobs involving larger quantities of abrasive; loading abrasive into a 17 cubic foot capacity abrasive storage hopper for reuse or disposal; can be used with optional 6 cubic foot capacity blast machine or customer provided disposal bin.



Systems for Expendable Abrasive Disposal

ELS-6-290

Application: Small jobs, simple vacuuming of accumulated abrasive into a collection container.



Faster Jobsite Clean-up

Controlling Job-site Dust



Closed-Circuit Blaster

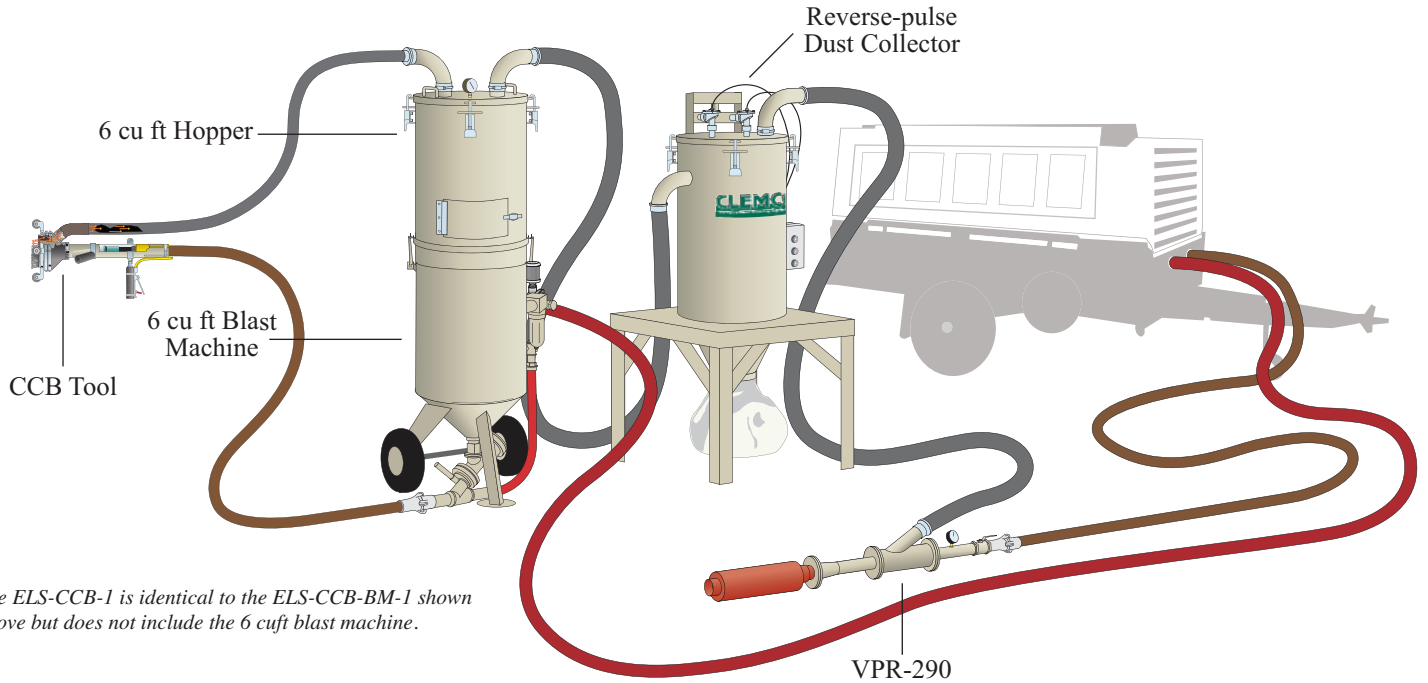
The Clemco closed-circuit blaster, the CCB, puts the blast process in the operator's hands—blasting, containing the dust, and recovery—keeping the blast area clean, and protecting both the operator and the environment. Incorporated into the assembly are a 1/4-inch orifice, rubber-jacketed, tungsten-carbide-lined nozzle, adjustable handles, and a nylon-bristle brush which provides a tight seal against the surface. Additional brushes for inside- and outside-corners are included for jobs involving angle-iron or other objects or structures with corners, edges or other geometries.

A Clemco ELS System with closed-circuit blaster accessory is designed for jobs requiring containment of blast abrasives during the blasting process.

ELS-CCB-1 and ELS-CCB-BM-1

Application: Jobs where blast abrasive must be contained while blasting is in progress.

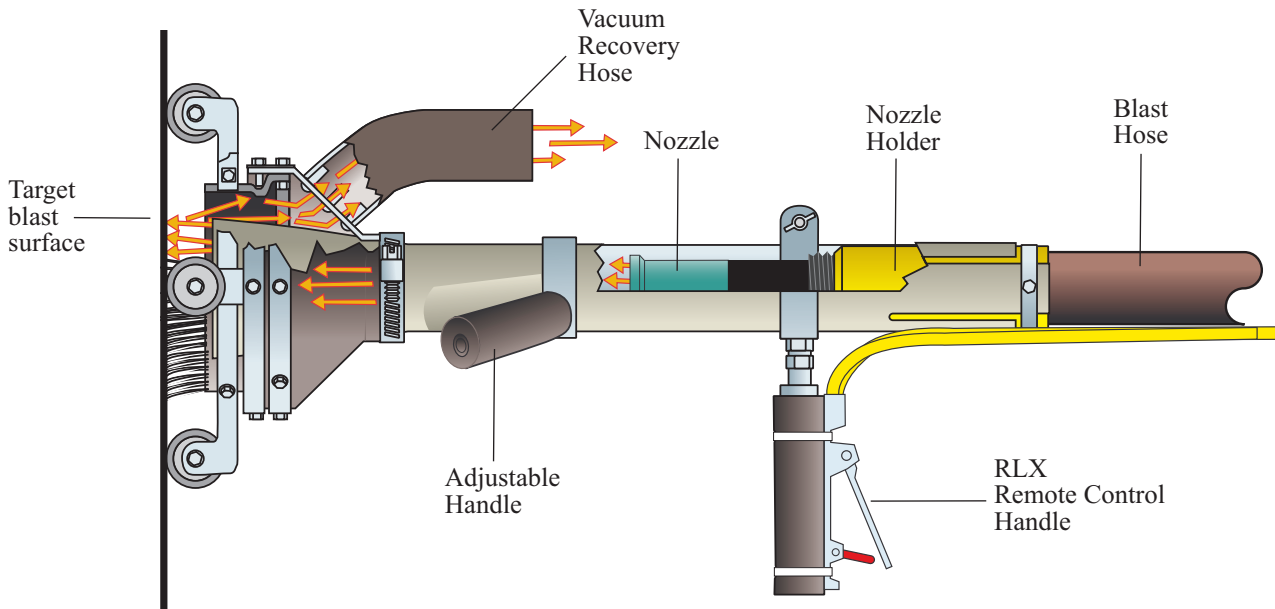
The CCB tool provides a closed-circuit system for blasting, recovering, and disposing of or reusing abrasive.



The ELS-CCB-1 is identical to the ELS-CCB-BM-1 shown above but does not include the 6 cuft blast machine.

The ELS-CCB systems include the CCB tool, a durable recovery head fitted with a brush that presses against the blast surface. The CCB head assembly comprises a blast nozzle, and vacuum hose, which evacuates dust and the rebounding abrasive following its contact with the blast surface. This tough tool contains the abrasive and keeps the surrounding area clean.

The CCB has two ergonomic adjustable handles, which can be rotated or otherwise repositioned to suit the operator. The standard tool is fitted with a ring that provides stand-off distance from the surface and can be used with or without the wheels, as dictated by the blast surface.

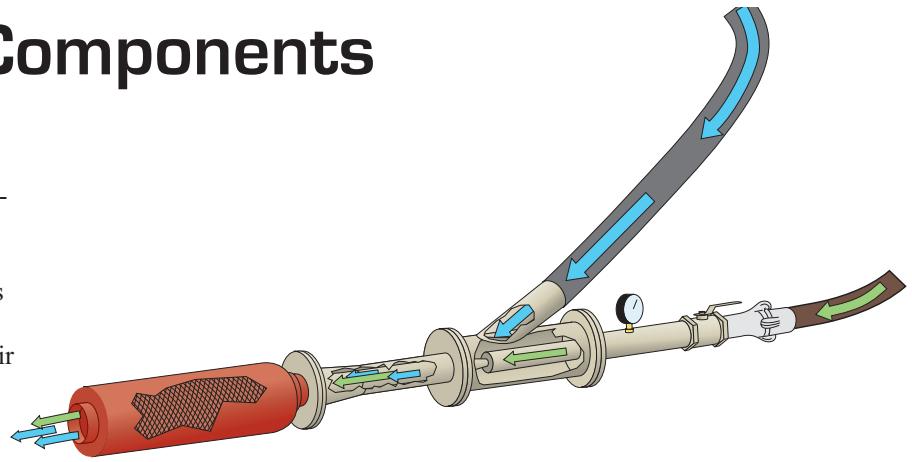


Closed-Circuit Blaster

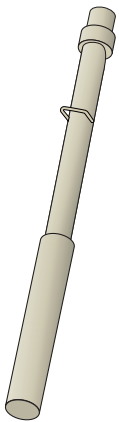
The Easy Load Components

Vacuum Producer

The Clemco vacuum producer, or VPR, provides trouble-free operation under harsh industrial conditions. It consumes 290 cfm of compressed air at 100 psi. The interior surfaces are rubber-lined for long life. The VPR is fitted with a silencer to reduce noise created by the air stream.



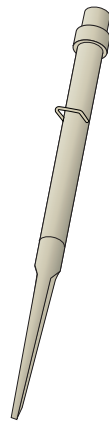
Bulk Tool



Floor Tool

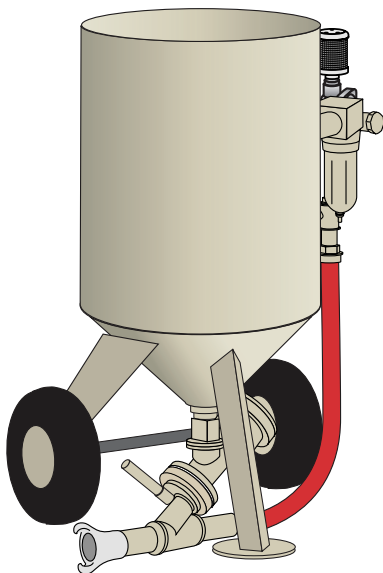


Crevice Tool



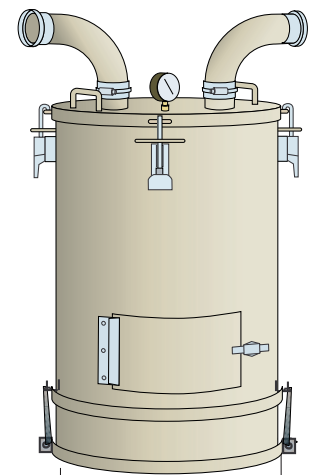
Pick-up Tools

The standard bulk pick-up tool inserts into the loading hopper or can be used independently for manual abrasive pick up. Two specialized tools are available as option: a flare-shaped tool for vacuuming abrasive from the ground or floor, and a crevice tool, designed for recovering abrasive from corners or cracks.




Six cu ft Blast Machine

The ELS-CCB-BM-1 is supplied with a single-chamber blast machine rated at 150 psi working pressure. Model 2452 has 1-1/4 inch piping and holds 6 cubic feet of media (600 lbs mineral abrasive). This unit is equipped with FSV abrasive metering valve and remote controls and can be ordered with any ELS system.

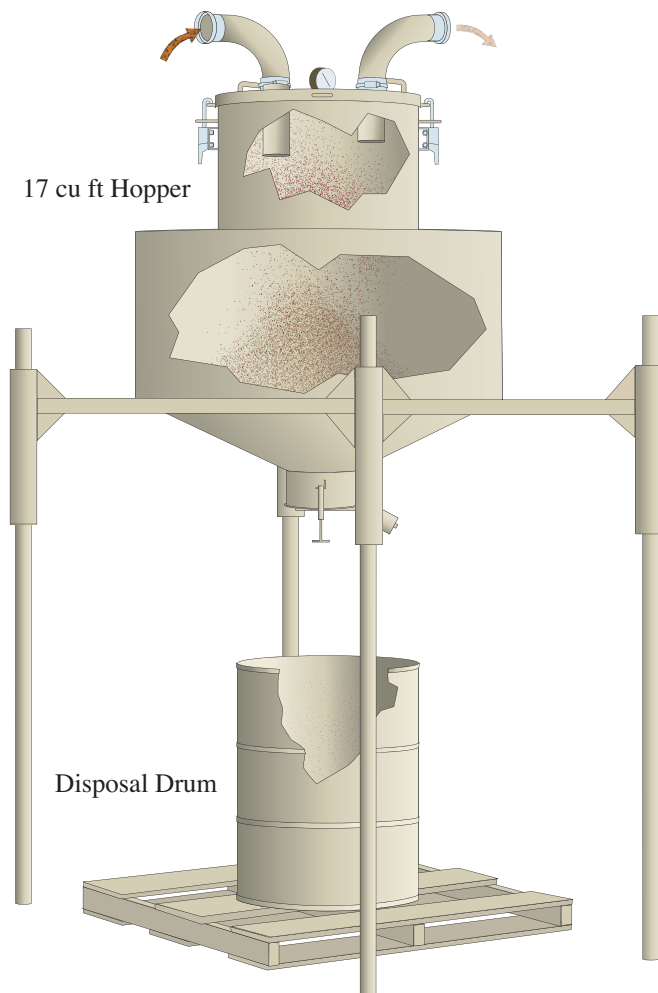
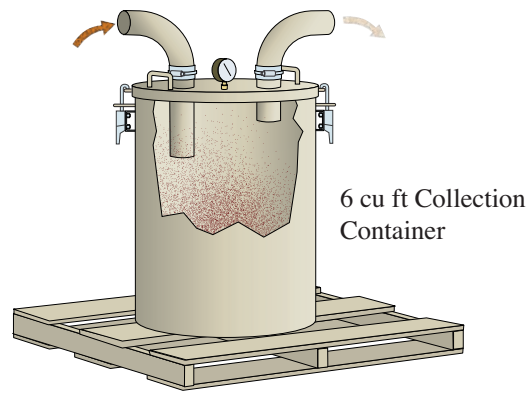


6 cu ft Hopper
mounts on
Blast Machine



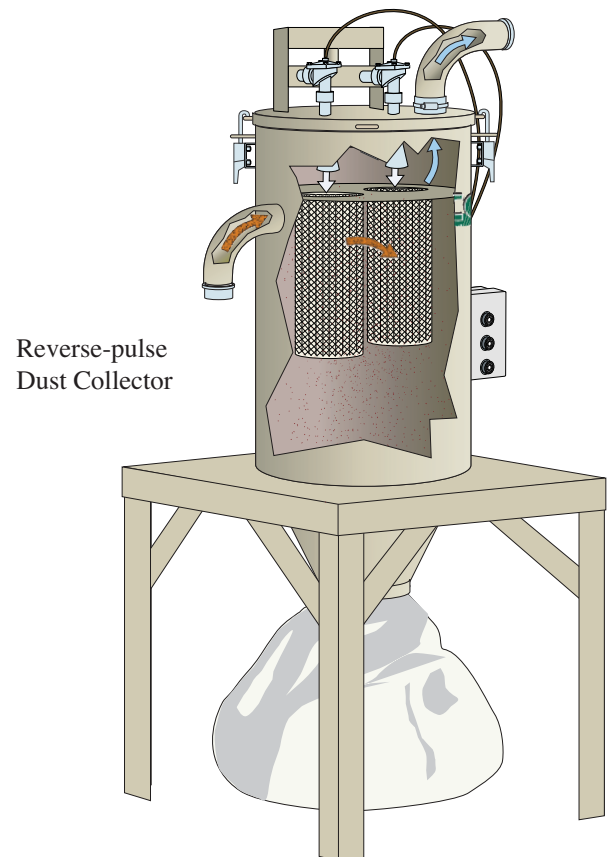
Collection Container and Storage Hoppers

The scope of the job will dictate which size storage hopper is best for the application. Storage hoppers come in two standard sizes: 6 cubic feet capacity or 17 cubic feet capacity free-standing hopper mounted on adjustable legs (provides 30 to 57 inches of clearance) to be used above a disposal drum or blast machine. The 6 cubic feet collection container is for ground-level storage or collecting spent media for disposal.



Reverse-Pulse Dust Collector

Clemco's reverse-pulse cartridge-style dry dust collector contains dust generated during abrasive recovery or abrasive transfer—protecting workers in the vicinity and the environment. The RP dust collector helps contractors meet state and federally-mandated dust containment requirements. An all-pneumatic cycle timer actuates the pulse cleaning of the cartridge for maximum efficiency under dust-loading conditions. The collector hopper is fitted with a collar for dust-tight attachment of a bag or other dust container. A six-inch diameter manual dump valve rapidly empties the hopper. The RP collector can be fitted with optional HEPA filter for applications or environments sensitive to dust emissions.



CLEMCO® Easy Load Systems

Ordering Information

For **Expendable or Recyclable Abrasives** all systems include: 290 cfm VPR, 24" blast machine attachment kit, all vacuum and interconnecting hoses

Model Number	System Stock No.	Bulk Pick-up Tool	Loading Hopper	CCB Tool	Collection Container	Storage Hopper 6 cuft	Storage Hopper 17 cuft	RP Dust Collector	Blast Machine 6 cuft	System Weight
Component Stock No.		04275	07556	11411	20418	07568	10793	20416	21068	
ELS-2-290	21079	✓	✓			✓		✓		1175 lbs
ELS-4-290	21080	✓	✓				✓	✓		1360 lbs
ELS-CCB-1	11416			✓		✓		✓		1190 lbs
ELS-CCB-BM-1 (System also includes 50 ft coupled blast hose)	11418			✓		✓		✓	✓	1660 lbs

For **Expendable Abrasives** all systems include: 290 cfm VPR, 24" blast machine attachment kit, all vacuum and interconnecting hoses

Model Number	System Stock No.	Bulk Pick-up Tool	Loading Hopper	CCB Tool	Collection Container	Storage Hopper 6 cuft	Storage Hopper 17 cuft	RP Dust Collector	Blast Machine 6 cuft	System Weight
Component Stock No.		04275	07556	11411	20418	07568	10793	20416	21068	
ELS-6-290	20431	✓			✓			✓		1220 lbs

Easy Load Components

Description	Dimensions	Stock No.	Weight
Loading Hopper with screen and cover	24" wide x 24" deep x 24" high	07556	110 lbs
Storage Hopper, 6 cuft	24" dia. x 46" high w/lid	07568	200 lbs
Storage Hopper, 17 cuft	70" wide x 63" deep x 116" high	10793	995 lbs
Collection Container, 6 cuft	24" dia. x 46" high w/lid	20418	140 lbs
Dust Collector, RP	44" wide x 44" deep x 87-1/2" high	20416	600 lbs
Blast Machine (model 2452)	24" dia. x 52" high	21068	465 lbs

Accessories

Description	Stock No.	Weight
VPR, 290 cfm, with silencer	07585	80 lbs
CCB Tool with TMP-4 nozzle, NHP-2 holder, short straight, inside- and outside-angle brushes	11411	18 lbs
CCB Tool as described for 11411, also with 2" x 50 ft vacuum hose	11412	155 lbs
CCB Tool as described for 11412, also with 1-1/4" x 50 ft blast hose, CQPS-2 coupling	11414	215 lbs
Bulk Pick-up Tool, standard	04275	20 lbs
Crevice Tool, optional	04271	20 lbs
Floor Tool, optional	04273	21 lbs
HEPA Filter for RP Dust Collector	24588	187 lbs
Hopper attachment kit, 24" diameter, blast machine	10289	14 lbs

All collection containers, storage hoppers and dust collection components are engineered for high-vacuum and fabricated of heavy-gauge steel, which can withstand vacuum drawn at up to 27 inches of mercury.

Authorized Distributor:



Houston Office:
248 McCarty Dr.
Houston, TX 77029
(713) 672-8251
Fax (713) 672-6636

1-800-CLEMTEX
www.clemtex.com
houston@clemtex.com

Dallas Branch:
2565 W. Commerce St.
Dallas, TX 75212
(214) 631-0584
Fax (214) 631-5824
1-800-BLAST97
dallas@clemtex.com
Corpus Christi Branch:
4750 Westway
Corpus Christi, TX 78408
(361) 882-8282
Fax (361) 882-6029
corpus@clemtex.com

ISO 9001 certified. Clemco is committed to continuous product improvement. Specifications are subject to change without notice.

©2016 Clemco Industries Corp. • One Cable Car Drive • Washington, MO 63090 • Phone (636) 239-4300 • Fax (800) 726-7559