



CLEMTEX

*Corrosion Control
Equipment and Supplies*

Blast Cabinet Parts Catalog



Products Manufactured by:

**Clemtex • Clemco • Zero • Econoline
Universal • Toddco • Blast-It-All**

COMPLETE — DEPENDABLE — KNOWLEDGEABLE

Houston Office
248 McCarty Dr.
P.O. Box 15214
Houston, TX 77220-5214
(713) 672-8251
Fax (713) 672-6336

Corpus Christi Branch
4750 Westway
P.O. Box 5036
Corpus Christi, TX 78465-5036
(361) 882-8282
Fax (361) 882-6029

Dallas Branch
4770 Gretna
Dallas, TX 75207
(214) 631-0584
Fax (214) 631-5824

*1-800-CLEMTEX
www.clemtex.com
clemtex@clemtex.com*



Compressed Air and Abrasive Consumption


Nozzle Orifice	Pressure at the Nozzle (psi)						Air, Abrasive and HP Requirements
	50	60	70	80	90	100	
No. 2 (1/8")	11	13	15	17	18.5	20	Air (cfm)
	0.67	0.77	0.88	1.01	1.12	1.23	Abrasive (cu.ft./hr & lbs/hr)
	67	77	88	101	112	123	Compressor hp
	2.5	3	3.5	4	4.5	5	
No. 3 (3/16")	26	30	33	38	41	45	Air (cfm)
	1.5	1.71	1.96	2.16	2.38	2.64	Abrasive (cu.ft./hr & lbs/hr)
	150	171	196	216	238	264	Compressor hp
	6	7	8	9	10	10	
No. 4 (1/4")	47	54	61	68	74	81	Air (cfm)
	2.68	3.12	3.54	4.08	4.48	4.94	Abrasive (cu.ft./hr & lbs/hr)
	268	312	354	408	448	494	Compressor hp
	11	12	14	16	17	18	
No. 5 (5/16")	77	89	101	113	126	137	Air (cfm)
	4.68	5.34	6.04	6.72	7.4	8.12	Abrasive (cu.ft./hr & lbs/hr)
	468	534	604	672	740	812	Compressor hp
	18	20	23	26	28	31	
No. 6 (3/8")	108	126	143	161	173	196	Air (cfm)
	6.68	7.64	8.64	9.6	10.52	11.52	Abrasive (cu.ft./hr & lbs/hr)
	668	764	864	960	1052	1152	Compressor hp
	24	28	32	36	39	44	
No. 7 (7/16")	147	170	194	217	240	254	Air (cfm)
	8.96	10.32	11.76	13.12	14.48	15.84	Abrasive (cu.ft./hr & lbs/hr)
	896	1032	1176	1312	1448	1584	Compressor hp
	33	38	44	49	54	57	
No. 8 (1/2")	195	224	252	280	309	338	Air (cfm)
	11.6	13.36	15.12	16.8	18.56	20.24	Abrasive (cu.ft./hr & lbs/hr)
	1160	1336	1512	1680	1856	2024	Compressor hp
	44	50	56	63	69	75	

Pressure Loss in Air Hose

I.D.	Pressure Loss	Production Loss
3/4"	1.1 psi	16.6%
1"	2.4 psi	3.6%
1-1/4"	0.7 psi	1.0%
1-1/2"	0.2 psi	0.3%

Minimum Compressor Air Line Sizes

Nozzle	Orifice Size	Increase in Air Consumption
No. 4	1/4" 6.5mm	
No. 5	5/16" 8.0mm	60% more than No. 4
No. 6	3/8" 9.5mm	38% more than No. 5
No. 7	7/16" 11.0mm	36% more than No. 6
No. 8	1/2" 12.5mm	33% more than No. 7



The importance of nozzle pressure is illustrated above. Proper nozzle pressure (90-100 psi) results in high production cleaning and low abrasive use in the same amount of time.

System Air Volume Requirements at 100 psig

Nozzle	Orifice Size	Volume of Air	Plus Helmet	Plus 50% (reserve)	Minimum Air Required
No. 4	1/4"	81	20	50	151 cfm
	6.5mm	2.3	0.5	1.4	4.2 m ³ /min
No. 5	5/16"	137	20	79	236 cfm
	8.0mm	3.9	0.5	2.2	6.6 m ³ /min
No. 6	3/8"	196	20	108	324 cfm
	9.5mm	5.5	0.5	3	9.0 m ³ /min
No. 7	7/16"	254	20	137	411 cfm
	11.0mm	7.2	0.5	3.9	11.6 m ³ /min
No. 8	1/2"	338	20	179	537 cfm
	12.5mm	9.6	0.5	5	16.1 m ³ /min

Abrasive Comparison

Material	Mesh Size	Shape	Density lbs/ft ³	Mohs	Friability	Source	Typical Applications
Slag	8-80	Angular	85-112	7.0-7.5	high	By-Product	Outdoor blast cleaning
Steel Grit	10-325	Angular	230	8.0	low	Manufactured	Removing heavy scale
Steel Shot	8-200	Spherical	280	8.0	low	Manufactured	Cleaning, Peening
Al. Oxide	12-325	Angular	125	8.9-9.0+	med	Manufactured	Cleaning, Finishing, Deburring, Etching
Glass Beads	10-400	Spherical	85-90	5.5	med	Manufactured	Cleaning, Finishing
Garnet	12-80	Angular	45-60	3.0-4.0	low/med	Manufactured	Paint Stripping, Deflashing, Cleaning
Green Lightening	120	Angular	115	7.0	med	Natural	Paint Stripping, Cleaning
Corn Cob	8-40	Angular	35-45	2.0-4.5	med	By-Product	Removing paint from delicate surfaces

Minimum Compressor Air Line Sizes

Nozzle	Nozzle Orifice Size	Minimum Air Line ID
No. 3	3/16"	1"
	5.0mm	25.0mm
No. 4	1/4"	1"
	6.5mm	25.0mm
No. 5	5/16"	1-1/4"
	8.0mm	32.0mm
No. 6	3/8"	1-1/2"
	9.5mm	38.0mm
No. 7	7/16"	2"
	11.0mm	50.0mm
No. 8	1/2"	2"
	12.5mm	50.0mm
No. 10	5/8"	2-1/2"
	16.0mm	64.0mm
No. 12	3/4"	3"
	19.0mm	76.0mm



Table of Contents

10 Essential Components to Succeed in Today's Economy	4	Econoline Cabinets	48
Blasting Abrasives	6	Dust Collectors	48
Clemtex Anchor Pattern Standards	7	400-PT Reclaim D/C.....	48
Clemco / Zero Cabinets	8	400 EB Reclaim D/C.....	48
BNP 600/720P – Pressure Blast	8	400 D/C.....	48
Reclaimer (BNP 600/720P).....	9	100 CFM D/C Bag Style.....	48
BNP 65/220P – Pressure Blast	10	150 CFM D/C Whisper Vac.....	49
Reclaimer (BNP 65/220P).....	11	100 CFM D/C Cartridge.....	49
Blast Machine.....	13	Gun Assemblies	50
Sentinel Valve.....	14	45 CFM Pistol Grip.....	50
BNP 600/720S – Suction Blast	15	25 CFM Pistol Grip.....	50
Reclaimer (BNP 600/720S).....	16	25 CFM Gun.....	50
BNP 65/220 – Suction Blast	17	12 CFM Gun.....	50
Reclaimer (BNP65/220S).....	18	Pistol Grip Trigger.....	51
Plumbing Assembly (Suction).....	19	6 CFM Gun.....	51
BNP 65/220/600/720 Pressure and Suction Parts	20	Pencil Gun.....	51
Gun and Feed Assembly.....	20	Dust Blow Off Gun.....	52
Light Assembly.....	21	Ceramic Nozzles.....	52
Foot Pedal Assembly.....	21	Tungsten Carbide Nozzles, Holder and Hose.....	52
1" Diaphragm Outlet Valve (Pressure).....	21	Media Delivery	53
Flex Hose and Wye Adaptor.....	21	Air Line Filter.....	53
Dry Filter Dust Collector.....	22	Piggy Back Filter/Regulator.....	53
Extension Nozzles.....	23	Universal Siphon Tube.....	53
Metering Valve (Suction).....	23	Clear Abrasive Hose.....	53
Reclaimer Liners (BNP 65/200).....	24	Media Delivery System.....	54
Reclaimer Liners (BNP 600/720).....	24	Media Valve.....	54
BLAST-IT-ALL Cabinets	25	HD Media Valve.....	54
Model 4426, 4836, 6048, 6060 Suction	25	Retrofit Kit.....	55
Standard Air Control.....	26	Gun Mounting Bracket.....	55
Air Control Assembly Suction.....	26	Replacement Parts	56
Standard Blast Gun.....	27	Cartridge Filters.....	56
400 CFM Reclaimer.....	28	100 CFM D/C Motor.....	56
700 CFM Reclaimer.....	29	Dust Collector Bag.....	56
900 CFM Reclaimer.....	30	½ & 1 HP Motors.....	56
Model 4426P, 4836P, 6048P, 6060P.....	31	Gloves.....	57
Blow Down Restrictor.....	32	A-BEC Cabinets	58
Blast Hose Top Support.....	32	Model PDH and PDC – Pressure Cabinets	58
700 CFM Pressure System (P01R18).....	33	Air Control Assembly.....	59
900 CFM Pressure System (P01R24).....	34	Dust Collector.....	60
1.0 cu. ft. Pressure Vessel.....	35	Blast Machine/Cyclone Reclaimer.....	61
Pressure System Pipe Stream.....	36	Model SBC – Suction Cabinet	62
Air Control Assembly Pressure (012120).....	36	Suction Head Gun Assembly.....	63
ABC Shot Peener	37	Air Control Assembly.....	64
3636-P Main Assembly.....	37	Dust Collector.....	65
4836-P Main Assembly.....	38	Model DHC – Dry-Hone Cabinet	66
6036-P Main Assembly.....	39	Suction Head Gun and Cyclone Feed Elbow Assembly.....	67
Standard Replacement Parts.....	40	Air Control Assembly.....	68
1.0 cu. ft. Pot (CRAB).....	41	Dust Collector.....	69
Micro Valve.....	42	Cyclone Reclaimer.....	70
Parts for All Models	43	Universal Cabinets	71
Gloves.....	43	Nozzles.....	72
Trash Screen (010580).....	43	Guns.....	73
Pressure Air Control.....	44	Gloves.....	74
BIA Light Box.....	44	Filters.....	74
400 & 700 CFM Dust Collector Assembly (D-10).....	45	Valves.....	75
900 CFM Dust Collector Assembly (D-20).....	46	Cabinet Lighting/Electrical.....	77
120 V Single Phase Wiring.....	47	Pressure Vessels.....	78
		Cabinet Windows.....	79
		Blowers.....	79
		Cyclones and Separators.....	80
		Workdecks.....	81
		Suction Feed Valves.....	81



10 Essential Components to Succeed in Today's Economy

In today's business environment, if you're standing still, you're moving backwards! Pursuing the details yields efficiency and competitiveness. Here is a list of the 10 Essential Blasting Components.

See this online at clemtex.com/instructionals!


1. Compressed Air

FACT: 100 psig does twice the work of 60 psig


Pressure + Volume = Cost Effective

NPG-100





PBAG



**Does your compressor maintain pressure?
How much air does it TRULY produce?**

See Page 2 for importance of air pressure

3. Moisture

**FACT: Compressors generate heat while compressing air.
There WILL be moisture in your air.**



Wet Dirty Air Generates:

- Surface Contamination
- Up to 50% loss in production
- Up to 50% increase use of abrasive

See Air Dryers at clemtex.com/blasting/airdryers

2. Air Supply Hose

FACT: Hose 1/4" undersized can restrict pressure by 30%

**Large Nozzle + Large Hose
= High Production**






**Small hose + Large Nozzle
= Low Production**

See Page 2 for importance of air pressure


4. Blast Machine

FACT: The Blast Machine is the Heart of the Operation



Low Production Machine

**Large Piping
Avoid Sharp Angles
Precise Metering Valves**



High Production Machine

See Blast Machines at clemtex.com/blasting/machines



5. Blast Hose

FACT: Nozzle Size Determines Blast Hose Size



**Large Blast Hose + Small Nozzle
= Loss of Production**

**Small Blast Hose + Large Nozzle
= Loss of Production**



**Long Runs of Blast Hose = Loss
in Pressure & Production**

See Pressure Drop Information on Page 2

6. Blast Nozzle

**FACT: A nozzle worn 1/16" larger than original size will
DECREASE Production by 15-20%**



Worn Nozzle will yield:
- Increased air consumption
- Increased abrasive consumption
- Increased labor costs
- Decreased abrasive velocity



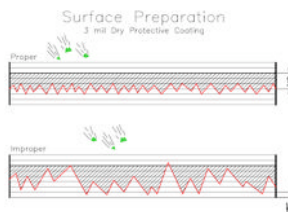
Test your nozzle
with PBAG and
NPG-100 gauges.



See Nozzles at clemtex.com/blasting/nozzles

7. Abrasive

**FACT: Poorly Graded Abrasive will DECREASE cleaning
rates and INCREASE paint costs**



**Uneven anchor profile
Decreased cutting/cleaning rate
Increased paint usage to cover peaks
Increased coating failures**

See Abrasives on Page 6

8. Operator Comfort and Safety

**FACT: As Operator Comfort and Safety Increases,
Performance increases and Injuries decrease**



NIOSH approved air fed hood
Air conditioner/heater unit
Activated Charcoal and Particulate Filter
NIOSH approved helmet supply hose
Carbon Monoxide Monitor
Abrasive resistant clothing

See Operator Safety Equipment at clemtex.com/protectiveequipment

9. Blaster Technique

FACT: Skill of the Blasting WILL 'make' or 'break' a Job



Consistent movement of the nozzle
Monitor abrasive flow
Double blast welds and imperfections

See Blast Cleanliness Information on the Back Cover Page

10. Supervision and Communication

FACT: Limited Supervision yields Uncertain Outcome



**Communicate Expectations &
Observe Periodically with
Inspection Tools:**

- Blast pressure at nozzle
- Nozzle orifice wear
- Moisture content
- Abrasive Quality
- Equipment operation
- Operator Technique
- Operator safety equipment
- Operator comfort

See Inspection Equipment at clemtex.com/testing



Blasting Abrasives

All Grades are less than 1% Free Silica & Stocked in Clemtex Warehouses

Black Beauty



Black Beauty is a mineral slag that has sharp diamond-like cutting edges, and does not attract moisture, while providing fast cleaning rates, and an excellent anchor profile for a superior coating adhesion. **Grades** – BB-2 extra coarse, BB-3 medium, BB-4 fine, BB-6 extra fine. **Packaging** – 50# bags, 100# bags, 3000# bulk bags, 25 ton bulk loads

Green Diamond



Green Diamond is a mineral slag that has sharp cutting edges, well graded and very clean, while providing superior cleaning rates, and a containment free surface for superior coating adhesion. **Grades** – GD-2 (8/16 mesh) for marine and utility cleaning, GD-3 (16/36 mesh) for all purpose blasting, GD-4 (20/50 mesh) for new steel blasting and GD-6 (30/50) for general cleaning. **Packaging** – 50# bags, 100# bags, 3000# bulk bags, 25 ton bulk loads.

Green Lightning



Green Lightning is a naturally occurring mineral "Olivine" that is well graded and is generally used in blast rooms and cabinets. **Grades** – GL2.8 (40 mesh), GL2.0 (70 mesh), GL1.0 (100 mesh). **Packaging** – 50# bags, 100# bags

Starblast XL



Starblast is a naturally occurring mineral "Staurilite" that is fast cleaning and is generally used in blast rooms and cabinets. **Grades** – STR XL (40/80 mesh). **Packaging** – 50# bags.

Garnet



Garnet is a naturally occurring mineral that is precisely graded, fast cutting, may be recycled many times, and is used in blast rooms and cabinets. **Grades** – #16GAR (16 mesh), #36GAR (36 mesh), #60/80GAR (60/80 mesh), #80WS (80 mesh) graded specifically for water-jet cutting, #150GAR (150 mesh). **Packaging** – 100# bags.

Aluminum Oxide



Aluminum Oxide is fused alumina grains that are hard, blocky and tough for extra fast cutting action that is precisely screened for "specification use" which may be reclaim many times and is ideal for blast rooms and cabinets. **Grades** – #16, #24, #36, #54, #60, #80, #100, #120, #150, #180, #220 (finer grades are excellent for turbine blade cleaning). **Packaging** – 50# bags.

Steel Grit



Steel Grit is a high carbon angular pellet that is made in the range of hardness 32 to 65 Rockwell C which is highly recyclable producing minimal dust and used primarily in blast rooms. **Grades** – GR-14, GR-16, GR-25, GR-40, GR-50, GR-80. **Packaging** – 50# bags, 55 gallon drums.

Steel Shot



Steel Shot is a high carbon, cast steel round media that is hardened and tempered that is used in centrifugal wheel blast machine and also used in applications requiring peening and hardening of critical surfaces. **Grades** – S-110 (.011" dia.), S-170 (.017" dia.), S-230 (.023" dia.), S-280 (.028" dia.), S-330 (.033" dia.), S-390 (.039" dia.), S-460 (.046" dia.). **Packaging** – 50# bags, 55 gallon drums.

Glassbeads



Glassbeads are microscopic spherical glass beads used in wet honing and dry blasting for cleaning, polishing, peening, de-burring and finishing operations achieving very close tolerances. **Grades** – 25/45 mesh, 50/80 mesh, 60/100 mesh, 70/140 mesh, 100/200 mesh, 170/325 mesh. **Packaging** – 50# bags.

Walnut Shells



Shellblast is a soft grit abrasive that is non-sparking, and will not scratch, pit or damage metal, also excellent for cleaning precision parts, impellers, electrical connections, and soft metals. **Grades** – AD-0B (4/6 Mesh), AD-1B (6/10 Mesh), AD-3B (12/20 Mesh), AD-6B (20/40 Mesh), AD-9B (40/100 Mesh). **Packaging** – 50# bags.

Corn Cob Grit



Grit-O-Cob is the crushed inner core of corn cobs and is a highly absorbent, non-sparking media that cleans electrical components and soft metal fast with no abrasion to the surface, and is also used in tumbling equipment. **Grades** – 8/14 Mesh, 14/20 Mesh, 20/40 Mesh. **Packaging** – 50# bags.

NOTE: O.S.H.A. Standard PB-246-697 states "...because silica sand is such severe silicosis hazard, abrasives with less than 1.0% free silica should be used as a substitute..."




Clemtex Anchor Pattern Standards

The CAPS (Clemtex Anchor Pattern Standards) are designed for the purpose of a quick field inspection of a blast-cleaned surface to determine anchor pattern depth within 1/2 Mil.


The anchor pattern is all-important to protective coatings in that it provides excellent coating adhesion. It is important that the anchor pattern be uniform over its entire surface. This is accomplished using a clean, well-graded or sized abrasive.

The chart included will aid in obtaining the proper abrasive size specified.


It should be remembered that abrasive sizes vary and a close inspection of size tolerance (approx. 10%) should be maintained, especially where abrasives are reclaimed and re-used. Reclaimed abrasives should be angular and not rounded and free from oil, grease, iron oxide, etc.



0.5 MIL




2.0 MIL




1.0 MIL




2.5 MIL



1.5 MIL



3.0 MIL

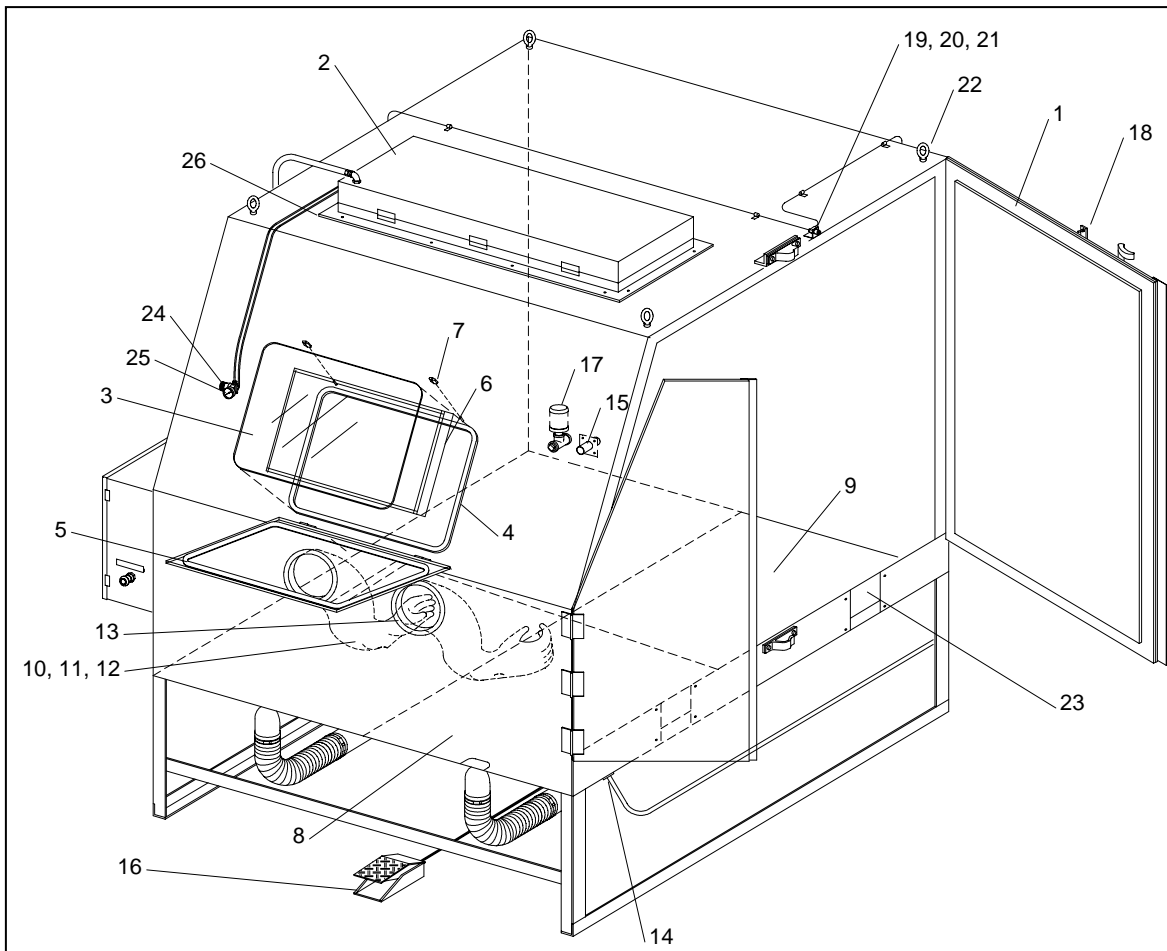


NOTE: 100 psig should be used for those not already stated.



Clemco / Zero Cabinets BNP 600/720P – Pressure Blast

Item	Description	Stock No.
1.	Gasket, door, adhesive backed 600 requires 21 ft., 720 requires 25 ft.	21236
2.	Light assembly	22670
3.	Window glass, 20" x 30"	12213
4.	Gasket, 5/16" x 3/4", applied to cabinet per foot, 9 feet required	00189
5.	Gasket, 5/32" x 3/4", applied to window frame per foot, 9 feet required	00192
6.	Cover lens, 20" x 30", pkg. of 5	23232
7.	Nut, plastic, window frame, 2 required	23035
8.	Grate, slotted front for 600	11824
	for 720	12971
9.	Grate, unslotted for 600	11825
	for 720 (3 required)	12970
10.	Glove set	11215
11.	Glove, left hand only	12710
12.	Glove, right hand only	12711
13.	Clamp	11576
14.	Grommet, blow off hose	11798
15.	Support adaptor, blast hose	16554
16.	Foot pedal assembly, less tubing	20483
17.	Muffler, outlet	05068
18.	Actuator bracket, adj., door interlock	19152
19.	Over-travel stop, door interlock	20004
20.	Detent sleeve, door interlock	15042
21.	Air valve, 3 way, door interlock	12202
22.	Eyebolt, 5/8"	13421
23.	Cover, track opening	12972
24.	Regulator, 1/8" NPT pilot	12715
25.	Gauge, pressure	01908
26.	Mastic seal, 11 feet required	06105



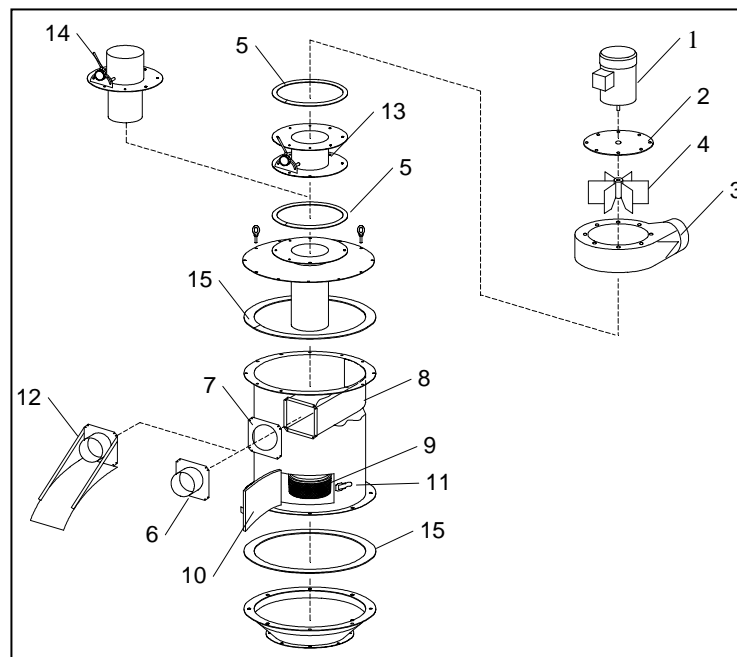


Reclaimer (BNP 600/720P)

NOTE: Exhauster components, Items 1 - 4, are not shown for 1200 and 1800 cfm reclaimers, because exhauster equipped reverse pulse dust collectors are recommended for those reclaimers.

Item	Description	Stock No.
(-)	Reclaimer body assembly, 900 cfm, 16" flange, less exhauster or vortex	21252
(-)	Reclaimer assembly, 900 cfm, 16" flange, w/ exhauster assembly	21253
(-)	Reclaimer assembly, 900 cfm, 16" flange pull-through type with adj. vortex	21293
(-)	Reclaimer body assembly, 1200 cfm, 16" flange less exhauster or vortex	22834
(-)	Reclaimer body assembly, 1800 cfm, Consult local distributor	
1.	Motor, exhauster for 900 cfm reclaimer, 2 HP, 3-Ph	12309
2.	Plate, motor mount 900 cfm	12005
3.	Housing, 900 cfm exhauster	12271
4.	Paddle wheel 900 cfm	12335

5.	Gasket, 5/16" x 1" adhesive backed, specify feet required	00187
6.	Inlet pipe adaptor 900 cfm, 6"	12363
7.	Gasket, inlet adaptor 900 cfm	11759
	1200 cfm	11767
	1800 cfm	11765
8.	Wear plate 900 cfm	14055
	1200 cfm	19223
	1800 cfm	23028
9.	Screen assembly	21265
10.	Gasket, door 900 cfm	11745
	1200 cfm and 1800 cfm	11766
11.	Spring latch assembly	12263
12.	Hose support, inlet 900 cfm, 6", optional	16887
	1200 cfm 7"	20596
	1800 cfm, 8"	20597
13.	Vortex cylinder assembly, for 900 cfm exhauster mounted reclaimer (optional)	23047
14.	Vortex cylinder assembly, adjustable, standard with pull-through reclaimer 900 cfm	23046
	1200 cfm	19087
	1800 cfm	19090
15.	Gasket, 2" adhesive backed, specify feet required	13089

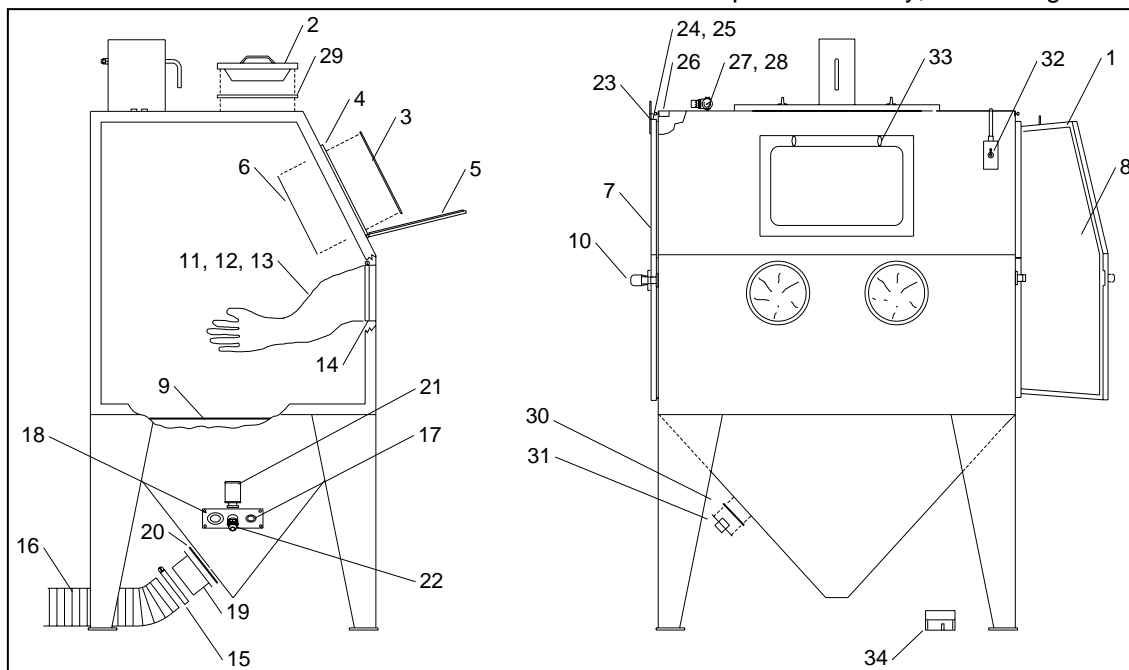




Clemco/Zero continued...

BNP 65/220P – Pressure Blast

Item	Description	Stock No.
1.	Gasket, door, adhesive backed, specify feet required BNP 65, 11 ft. per door00187 BNP 220, 13 ft. per door00187	
2.	Light assembly w/ cover23255	
3.	Window glass, 12.5" x 19.5"12212	
4.	Gasket, 5/16" x 3/4", applied to cabinet per foot, 6 feet required00189	
5.	Gasket, 5/32" x 3/4", applied to window frame per foot, 6 feet required00192	
6.	Cover lens, pkg. of 506190	
7.	Door assembly, left for 65 series20070 for 220 series20074	
8.	Door assembly, right for 65 series20071 for 220 series20075	
9.	Grate for 65 series11811 for 220 series11810	
10.	Latch kit, door20064	
11.	Glove set11215	
12.	Glove, left hand only12710	
13.	Glove, right hand only12711	
14.	Clamp, glove11576	
15.	Clamp, flex hose 5-1/2", for 6511578 6-1/2", for 22000750	
16.	Hose, flex, bulk, specify length required. 5" ID light lined for 65, 9 ft. required12467 6" ID light lined for 220, 9 ft. required12468	
17.	Grommet, blow-off hose11798	
18.	Grommet, blast hose00184	
19.	Adaptor pipe universal, flex hose 5" for 600 cfm or 900 cfm w/ steel media...23296 6" for 900 cfm23297	
20.	Gasket, flex hose adaptor pipe 5" for 600 cfm or 900 cfm w/ steel media...23259 6" for 900 cfm23291	
21.	Muffler, outlet05068	
22.	Adaptor, 1" male NPT x 1" male flare11720	
23.	Actuator, door interlock19152	
24.	Over-travel stop, door interlock20004	
25.	Detent sleeve, door interlock15042	
26.	Air valve, 3 way door interlock12202	
27.	Regulator, 1/8" NPT pilot12715	
28.	Gauge, pressure01908	
29.	Gasket, light assembly, applied to cabinet per foot, 7 ft. required00187	
30.	Gasket, hopper plate adaptor20247	
31.	Plate, hopper hose adaptor21657	
32.	Switch, toggle (single phase only)12127	
33.	Nut, plastic, window frame, 2 required23035	
34.	Foot pedal assembly, less tubing20483	

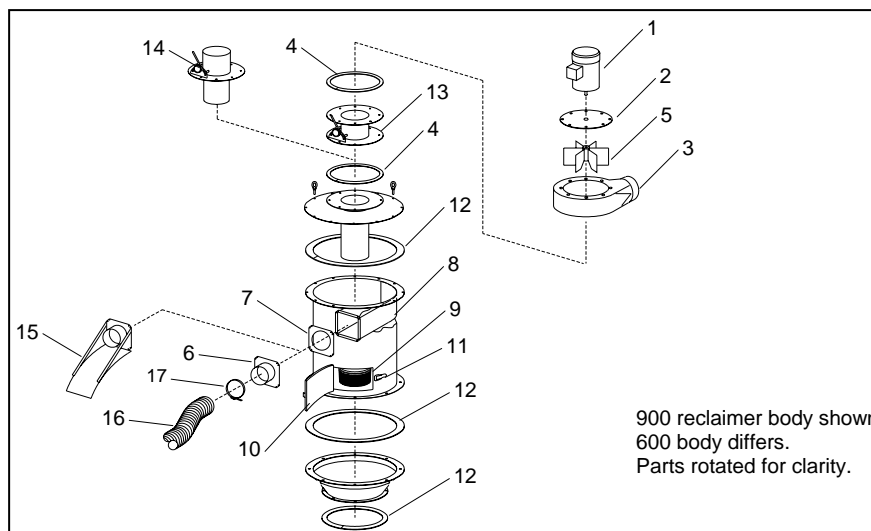




Reclaimer (BNP 65/220P)

NOTE: Flex hose, clamp and lower adhesive backed gasket are not supplied with replacement reclaimers.

Item	Description	Stock No.
(-)	Reclaimer assembly, with exhauster	
	600 cfm	21251
	900 cfm	21253
(-)	Reclaimer assembly, less exhauster	
	600 cfm	21250
	900 cfm	21252
(-)	Reclaimer assembly, pull-through type	
	600 cfm	21292
	900 cfm	21293
1.	Motor, exhauster	
	for 600 cfm reclaimer, 1 HP, 1-PH	12314
	for 900 cfm reclaimer, 2 HP, 3-PH	12309
2.	Plate, motor mount	
	600 cfm	12004
	900 cfm	12005
3.	Housing,	
	600 cfm exhauster	12272
	900 cfm exhauster	12271
4.	Gasket, 5/16" x 1" adhesive backed, (4 ft. required for each location)	00187
5.	Paddle wheel	
	600 cfm	12334
	900 cfm	12335
6.	Inlet pipe adaptor	
	600 cfm, 5"	12361
	900 cfm, 6"	12363
	900 cfm, 5" for steel media	14411
7.	Gasket, inlet adaptor	
	600 cfm	11779
	900 cfm	11759
8.	Wear plate	
	600 cfm	13011
	900 cfm	14055
9.	Screen assembly	21265
10.	Gasket, door	11745
11.	Spring latch assembly	12263
12.	Gasket, 2" adhesive backed, specify ft. required	13089
13.	Vortex cylinder assembly, adjustable, for exhauster mounted reclaimer, optional	
	600 cfm	19062
	900 cfm	23047
14.	Vortex cylinder assembly, adjustable, standard with pull-through reclaimer	
	600 cfm	19080
	900 cfm	23046
15.	Hose support inlet, optional for 900 cfm only	
	5", for use with steel media, w/5" hose	22324
	6", standard	16887
16.	Hose, light lined flex, specify feet required	
	5" ID for 600 cfm	12467
	6" ID for 900 cfm	12468
17.	Clamp, hose	
	For 600 cfm, 5-1/2"	11578
	For 900 cfm, 6-1/2"	00750

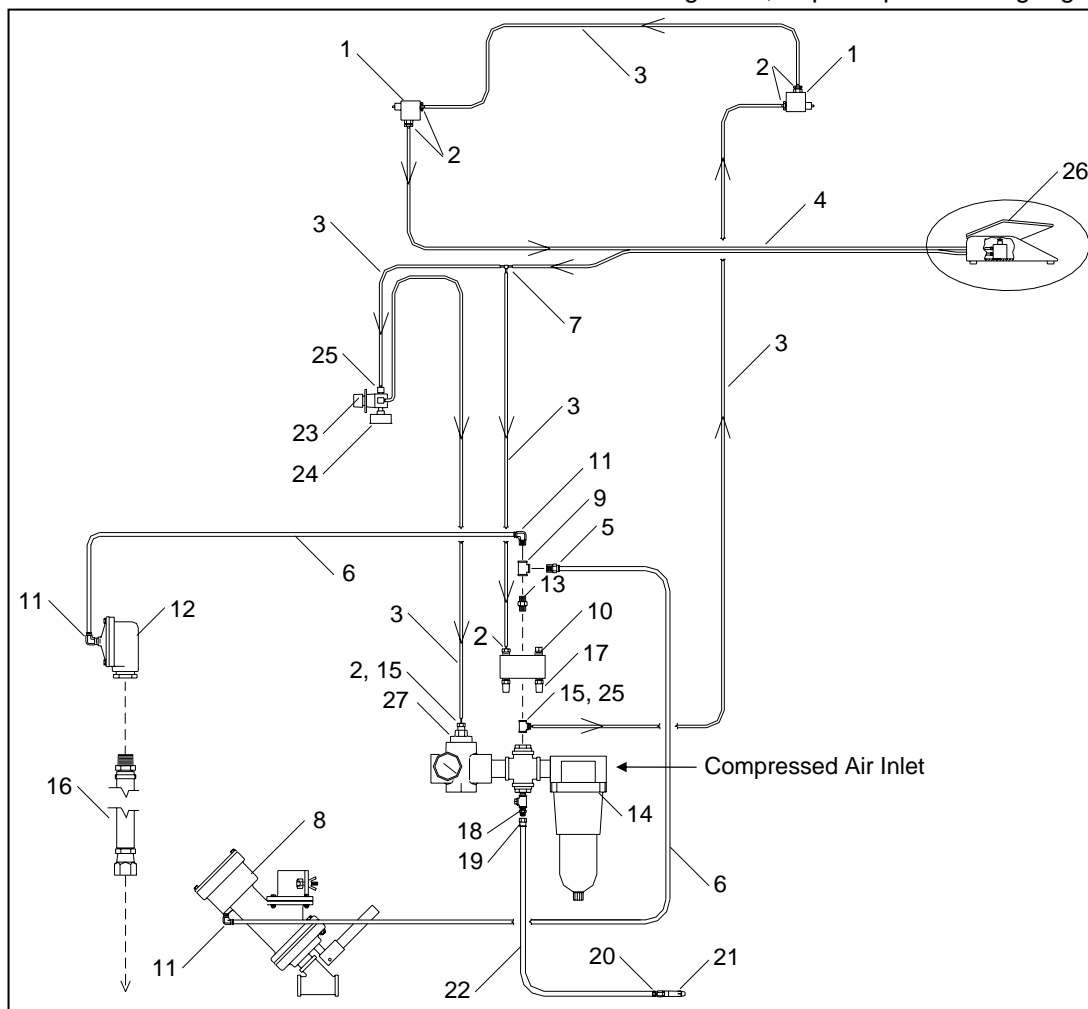




Clemco/Zero continued...

Plumbing Assembly (Pressure Cabinets)

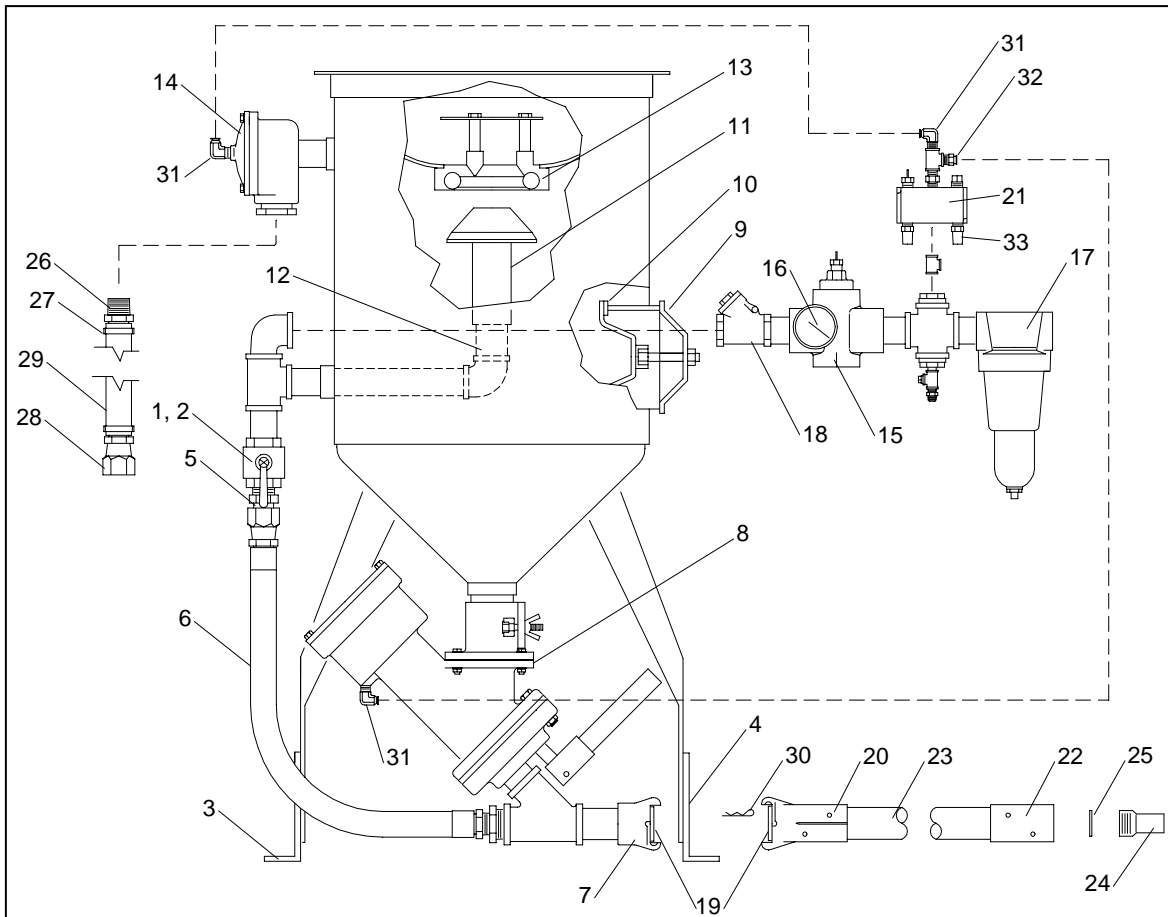
Item	Description	Stock No.
1.	Valve, 3-way	12202
2.	Adaptor, 1/8" NPT x 1/8" barb	11732
3.	Tubing, 1/8" ID urethane, specify ft reqd.	12475
4.	Tubing, 1/8" ID twin urethane specify feet required	19577
5.	Adaptor, straight 1/4" MNPT x 3/8" tube	11736
6.	Tubing, 3/8" OD poly, specify ft. required	12478
7.	Tee, 1/8" tube barb	11734
8.	Metering valve, Sentinel for 50 mesh and finer media, standard	21439
	for 50 mesh and coarser media	20608
9.	Tee, 1/4" brass	02025
10.	Valve, 4-way air	12203
11.	Adaptor, elbow 1/4" male NPT x 3/8" tube ...	11685
12.	Valve, 1" diaphragm outlet	03371
13.	Nipple, 1/4" Hex	02808
14.	Filter, 1" w/ auto drain	22425
15.	Bushing 1/4" x 1/8" NPT.	02010
16.	Hose assembly, 1" x 10' exhaust	23915
17.	Muffler, 1/4" bronze	03988
18.	Adaptor, 1/2" NPT x 1/2" male flare	11351
19.	Hose end, 1/2" barb x 1/2" female swivel	15002
20.	Hose end, 1/2" barb x 3/8" male NPT	06369
21.	Blow-off nozzle	13116
22.	Hose, 1/2" ID air, bulk, specify feet reqd.	12472
23.	Regulator, 1/8" NPT pilot	12715
24.	Gauge, pressure	01908
25.	Adaptor, 1/8" NPT elbow x 1/8" barb	11733
26.	Foot pedal assembly, less tubing	20483
27.	Regulator, 1" pilot operated w/ gauge	12052





Blast Machine

Item	Description	Stock No.		
(-)	Blast Machine Assembly, 2 cu. ft. capacity, Complete	21135	16.	Gauge, 1/4" cbm 11830
1.	Ball valve, 1" with handle (choke valve)	02396	17.	Filter, 1" w/ auto drain 22425
2.	Handle, 1" ball valve	22531	18.	Check valve, 1" swing 12187
3.	Leg pad, right for 1642	20735	19.	Gasket, CQG, Pkg. of 10 00850
4.	Leg pad, left for 1642	20736	20.	Coupling, 1/2" blast hose, CQA-1/2 00599
5.	Adaptor, 1" male NPT x 1" male flare	11720	21.	Valve, 4-way air 12203
6.	Hose assembly, pusher line	22508	22.	Nozzle holder, CHE-1/2 00577
7.	CF Coupling, 1-1/4"	00551	23.	Blast hose, 1/2" x 16' coupled includes items 20, and 22 01251
8.	Media metering valve, Sentinel for 50 mesh and finer media	21439	24.	Nozzle, tungsten carbide CT-2, 1/8" orifice 01351
	for 50 mesh and coarser media	20608		CT-3, 3/16" orifice, std. 01352
9.	Inspection door assembly, 6" x 8"	02377		CT-4, 1/4" orifice 01353
10.	Gasket, 6" x 8" inspection door	02369	25.	Nozzle washer, NW-1, pkg. of 10 21580
11.	Pop-up valve with external sleeve	03699	26.	Hose end, 1" barb x 1" male 11721
12.	Guide 1-1/4" x 6" toe	01722	27.	Clamp, hose, 1-7/16" dia. 21270
13.	Seat, pop-up valve	02325	28.	Hose end, 1" barb x 1" female 11719
14.	Outlet valve, 1" diaphragm	03371	29.	Hose, 1" Supa-T, bulk 10 feet required 23104
15.	Regulator, 1" pilot operated w/ gauge	12052	30.	Lock pin, coupling (package of 25) 11203
			31.	Adaptor, elbow 1/4" male NPT x 3/8" tube ... 11685
			32.	Adaptor, straight 1/4" male NPT x 3/8" tube 11736
			33.	Muffler, 1/4" bronze 03988

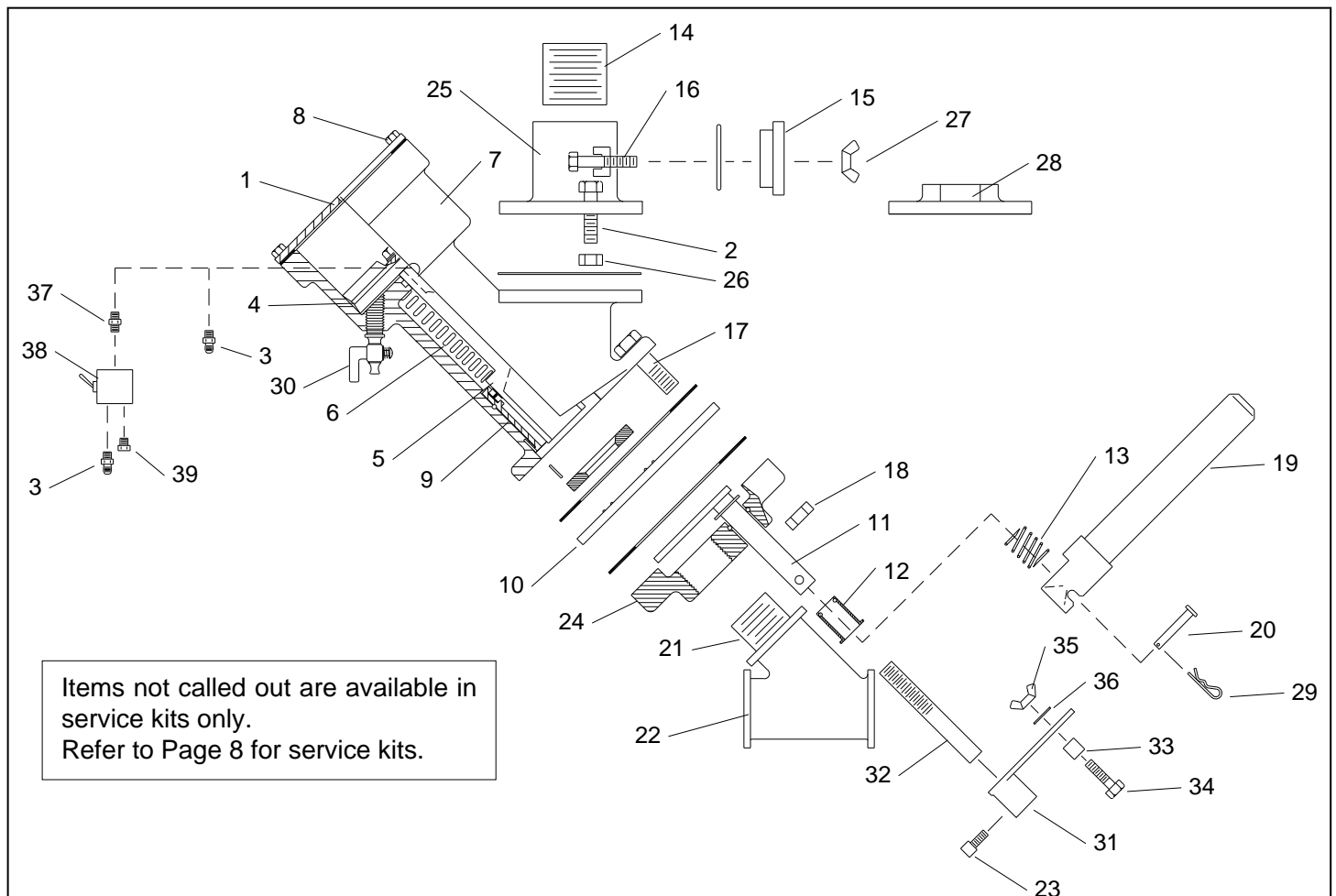




Clemco/Zero continued...

Sentinel Valve

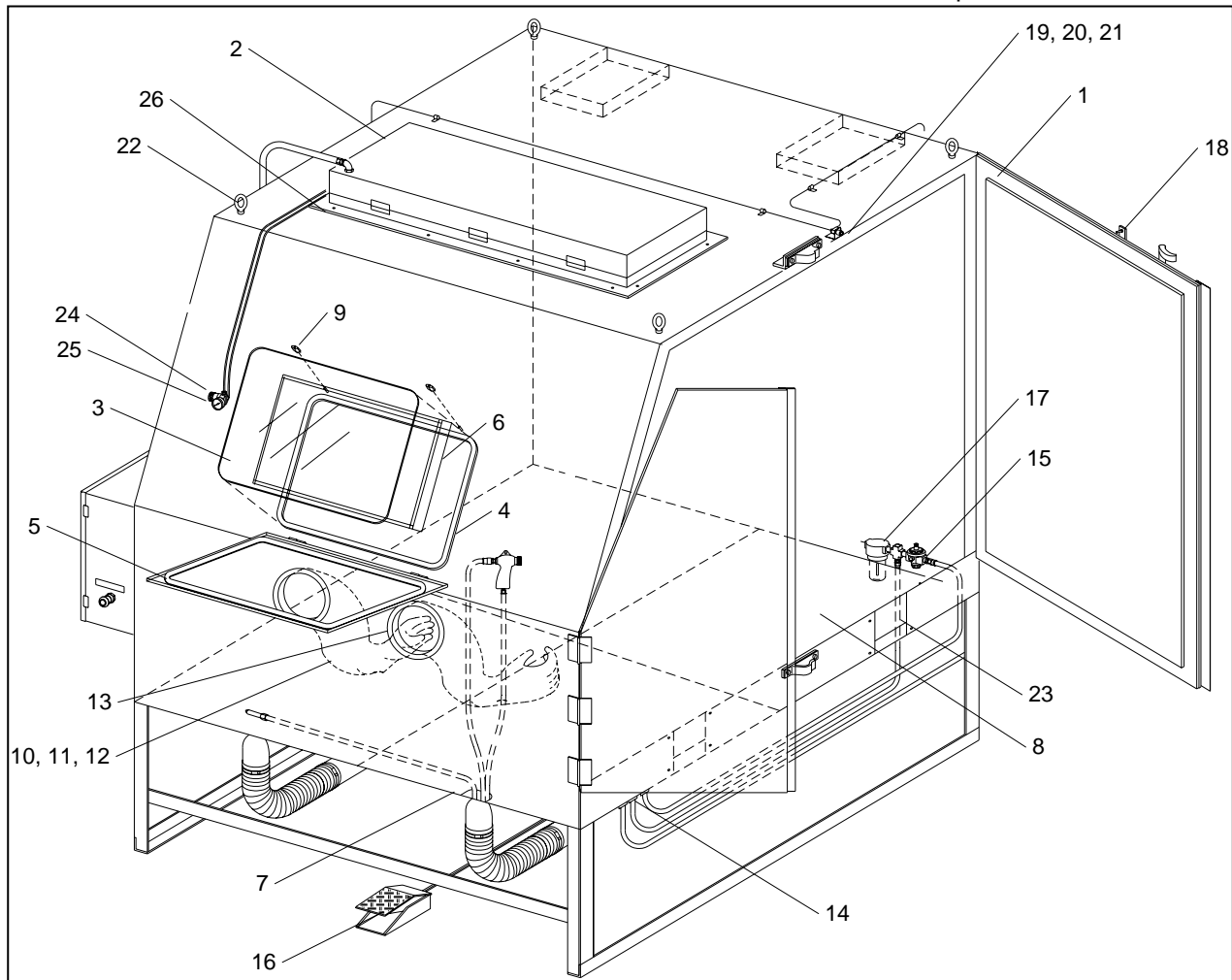
Item	Description.....	Stock No.			
			18.	Nut, 1/2-NC hex head	03511
			19.	Metering handle, heavy duty	20498
1.	Cylinder cap	20512	20.	Pin, valve handle	20246
2.	Cap screw, 3/8-NC x 1-1/2"	03267	21.	Close nipple, 1-1/4"	01717
3.	Adaptor, 1/8" NPT	01940	22.	Wye, 1-1/4" standard	01818
4.	Piston cup	20515	23.	Set screw, 1/4-NC SQ. HD.	03080
5.	Piston, shut-off	20494	24.	Lower body	20511
6.	Spring, 2" OD x 4-1/2"	20600	25.	Flanged adaptor w/ inspection opening ...	20513
7.	Upper body	20514	26.	Nut, 3/8-NC hex head	03311
8.	Cap screw, 5/16-NC x 3/4"	03151	27.	Nut, 5/16-NC wing	03213
9.	Wear sleeve	20495	28.	Flanged adaptor w/o inspection opening .	20522
10.	Seat plate	20497	29.	Hitch pin.....	20245
11.	Metering plate and stem		30.	Petcock.....	01993
	Standard-use, coarser than 50-mesh	20499	31.	Gauge unit	02433
	Fine-mesh, Urethane, 50-mesh & finer .	21438	32.	Stud, gauge unit	02436
12.	Packing gland	21021	33.	Spacer, handle bolt	02431
13.	Spring, 5/8" ID x 1-11/16"	01982	34.	Cap screw, 1/4-NC x 1"	03053
14.	Close nipple, 1-1/2" schedule 80.....	01791	35.	Nut, 1/4-NC wing	03113
15.	Inspection plate	02440	36.	Washer, 1/4 flat	03116
16.	Cap screw, 5/16-NC x 1-1/4"	19509	37.	Connector, 1/8" brass	01962
17.	Cap screw, 1/2-NC x 2-1/2"	03457	38.	Valve, 3-way ACS switch.....	07658
			39.	Breather, muffler 1/8"	07657





BNP 600/720S – Suction Blast

Item	Description	Stock No.			
1.	Gasket, door, adhesive backed 600 requires 21 ft., 720 requires 25 ft.	21236	9.	Nut, plastic, window frame, 2 required 23035	
2.	Light assembly	22670	10.	Glove set	11215
3.	Window glass, 20" x 30"	12213	11.	Glove, left hand only	12710
4.	Gasket, 5/16" x 3/4", applied to cabinet per foot, 9 feet required	00189	12.	Glove, right hand only	12711
5.	Gasket, 5/32" x 3/4", applied to window frame per foot, 9 feet required	00192	13.	Clamp	11576
6.	Cover lens, 20" x 30", pkg. of 5	23232	14.	Grommet, media and air hose	11798
7.	Grate, slotted front for 600	11824	15.	Regulator, 1/2" pilot operated	11345
	for 720	12971	16.	Foot pedal assembly, less tubing	20483
8.	Grate, unslotted for 600	11825	17.	Filter, 1/2" manual drain	01308
	for 720 (3 required)	12970	18.	Actuator bracket, door interlock	19152
			19.	Over-travel stop, door interlock	20004
			20.	Detent sleeve, door interlock	15042
			21.	Air valve, 1/8", 3-way, door interlock	12202
			22.	Eyebolt, 5/8"	13421
			23.	Cover, track opening	12972
			24.	Regulator 1/8", pilot, with gauge	12715
			25.	Gauge, pressure	01908
			26.	Mastic seal, 11 ft. required	06105





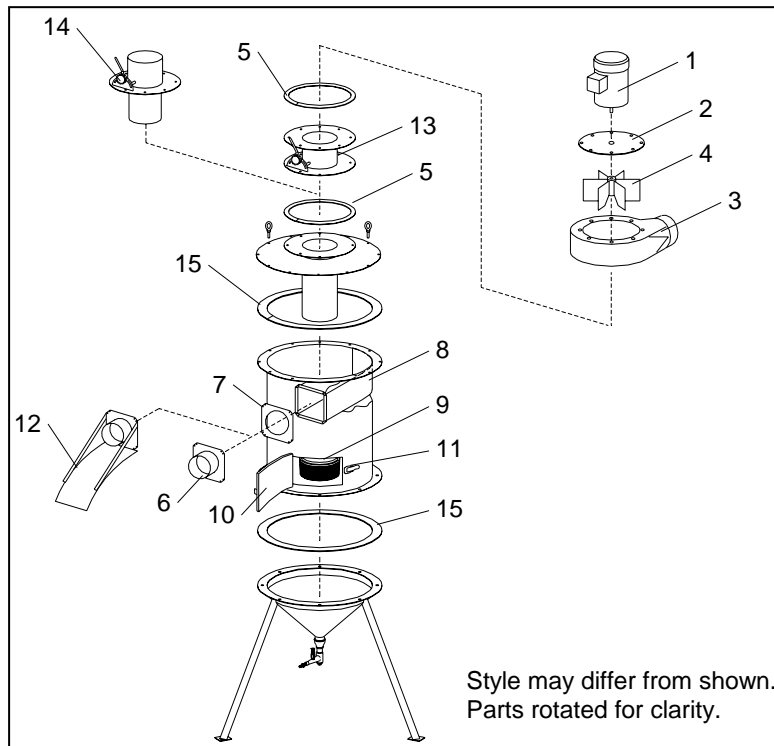
Clemco/Zero continued...

Reclaimer (BNP 600/720S)

NOTE: Exhauster components, Items 1 - 4, are not shown for 1200 and 1800 cfm reclaimers, because exhauster equipped RP dust collectors are recommended for those reclaimers.

Item	Description	Stock No.
(-)	Reclaimer body assembly, less exhauster 900 cfm,	12399
(-)	Reclaimer assembly, w/ exhauster 900 cfm,	12398
(-)	Reclaimer assembly, pull-through type with adjustable vortex 900 cfm	21305
	1200 cfm	21306
	1800 cfm	21307
1.	Motor, 900 cfm reclaimer, 2 HP, 3-PH	12309
2.	Plate, motor mount, 900 cfm	12005
3.	Housing, 900 cfm exhauster	12271
4.	Paddle wheel, 900 cfm	12335
5.	Gasket, 5/16" x 1" adhesive backed, specify ft. required	00187
6.	Inlet pipe adaptor 900 cfm, 6"	12363

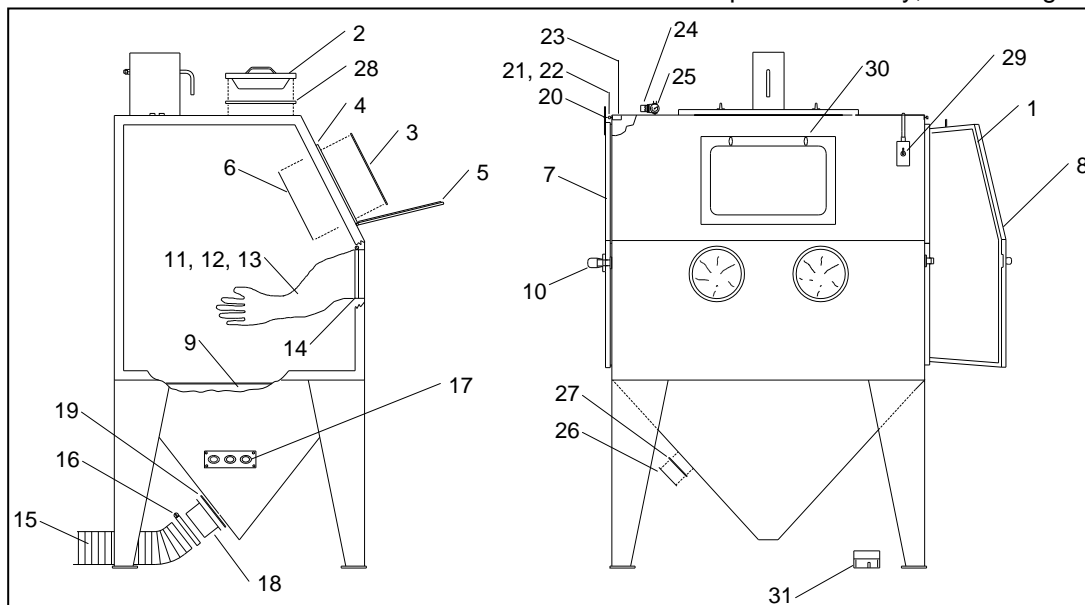
7.	Gasket, inlet adaptor 900 cfm	11759
	1200 cfm	11767
	1800 cfm	11765
8.	Wear plate 900 cfm	14055
	1200 cfm	19223
	1800 cfm	23028
9.	Screen assembly	21265
10.	Gasket, door 900 cfm	11745
	1200 cfm and 1800 cfm	11766
11.	Spring latch assembly	12263
12.	Hose support, inlet 900 cfm, 6", optional	16887
	1200 cfm 7"	20596
	1800 cfm, 8"	20597
13.	Vortex cylinder assembly, adjustable, for exhauster mounted reclaimer (optional) 900 cfm	23047
14.	Vortex cylinder assembly, adjustable, standard with pull-through reclaimer 900 cfm	23046
	1200 cfm	19087
	1800 cfm	19090
15.	Gasket, 2" adhesive backed, specify feet required	13089





BNP 65/220 – Suction Blast

Item	Description	Stock No.
1.	Gasket, door, adhesive backed, specify feet required	
	65 series, 11 ft. per door	00187
	220 series, 13 ft. per door	00187
2.	Light assembly w/ cover	23255
3.	Window glass, 12.5" x 19.5"	12212
4.	Gasket, 5/16" x 3/4", applied to cabinet per foot, 6 feet required	00189
5.	Gasket, 5/32" x 3/4", applied to window frame per foot, 6 feet required	00192
6.	Cover lens, pkg. of 5	06190
7.	Door assembly, left	
	for 65 series	20070
	for 220 series	20074
8.	Door assembly, right	
	for 65 series	20071
	for 220 series	20075
9.	Grate	
	for 65 series	11811
	for 220 series	11810
10.	Latch kit, door	20064
11.	Glove set	11215
12.	Glove, left hand only	12710
13.	Glove, right hand only	12711
14.	Clamp, glove	11576
15.	Hose, light lined flex, specify feet required.	
	4" ID for 300 cfm, 7 ft. required	12466
	5" ID for 600 cfm, 7 ft. required	12467
	6" ID for 900 cfm, 9 ft. required	12468
16.	Clamp, flex hose	
	for 4" hose	11577
	for 5" hose	11578
	for 6" hose	00750
17.	Grommet, media/air hose	11798
18.	Adaptor pipe universal, flex hose	
	4" for 300 cfm	23295
	5" for 600 cfm or 900 cfm w/ steel media	23296
	6" for 900 cfm	23297
19.	Gasket, flex hose adaptor pipe	
	4" for 300 cfm	23258
	5" for 600 cfm or 900 cfm w/ steel media	23259
	6" for 900 cfm	23291
20.	Actuator, door interlock	19152
21.	Over-travel stop, door interlock	20004
22.	Detent sleeve, door interlock	15042
23.	Air valve, 3 way, door interlock	12202
24.	Regulator, 1/8" NPT pilot	12715
25.	Gauge, pressure	01908
26.	Plate, hopper hose	21656
27.	Gasket, hopper plate	20247
28.	Gasket, light assembly, applied to cabinet per foot, 7 ft. required	00187
29.	Switch, toggle (single phase only)	12127
30.	Nut, plastic, window frame, 2 required on conventional, 4 on ergo	23035
31.	Foot pedal assembly, less tubing	20483

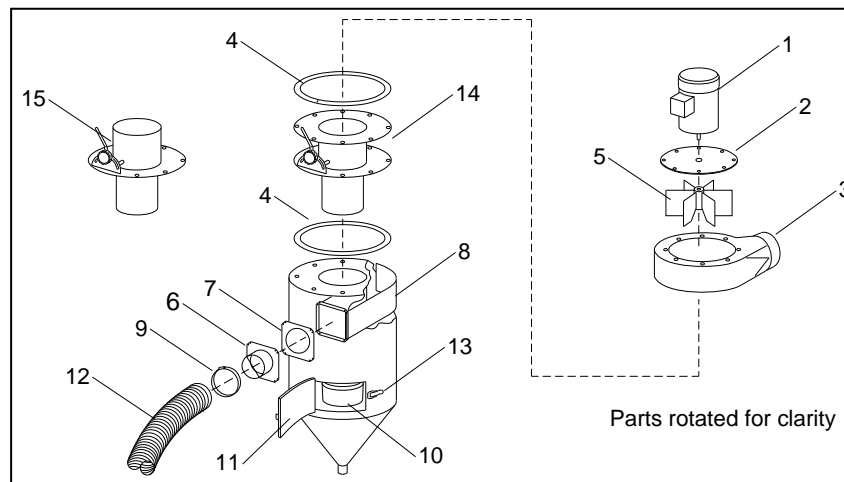




Clemco/Zero continued...

Reclaimer (BNP65/220S)

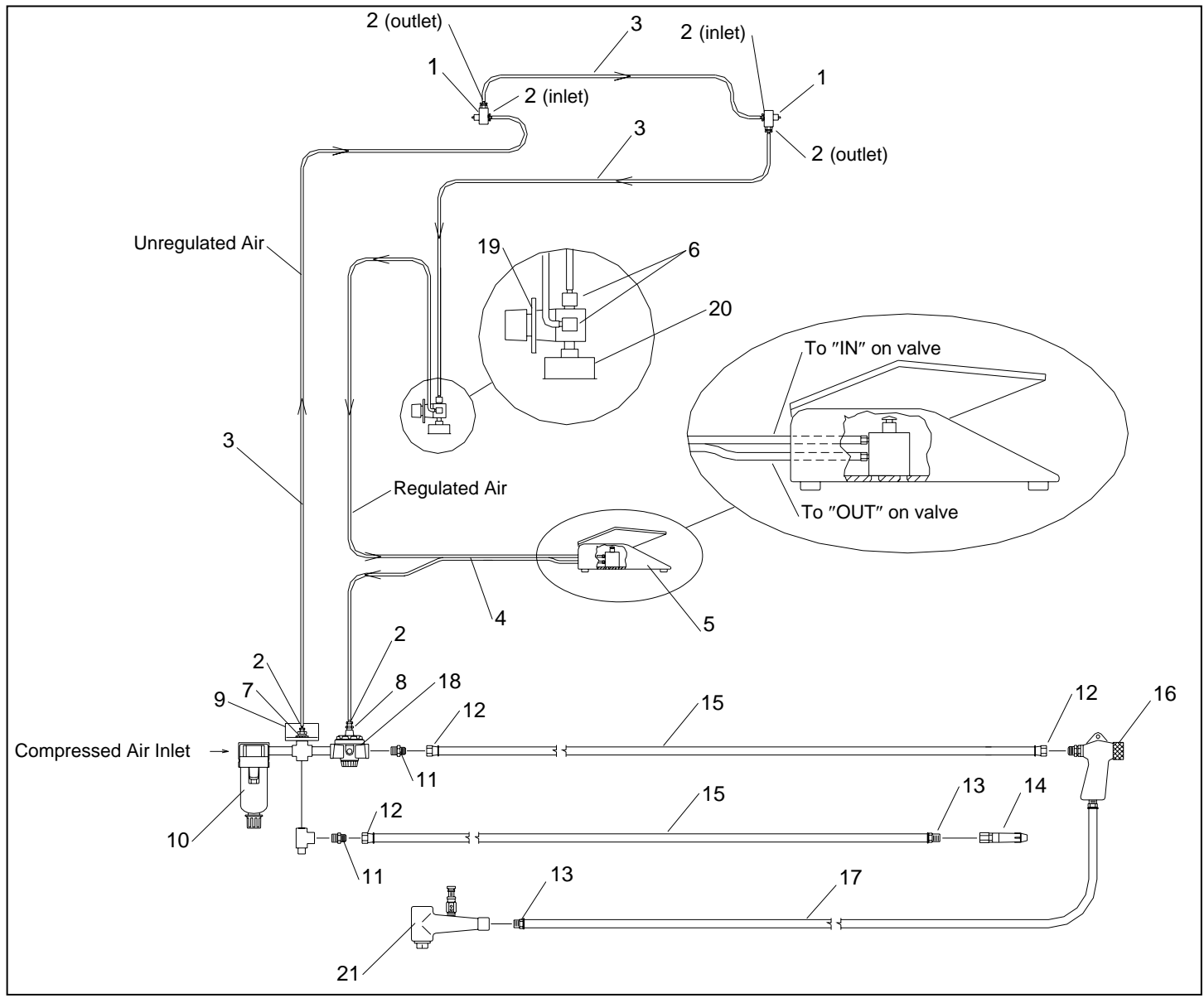
Item Description	Stock No.
(-) Reclaimer assembly, 300 cfm, complete, w/ exhauster	12402
less exhauster assembly	12403
pull-through type, with adj. vortex	21303
(-) Reclaimer assembly, 600 cfm, complete, w/ exhauster	12400
less exhauster assembly	12401
pull-through type, with adj. vortex	21304
(-) Reclaimer assembly, 900 cfm, complete, w/ exhauster	12398
less exhauster assembly	12399
pull-through type, with adj. vortex	21305
1. Motor, exhauster	
300 cfm, 1/2 HP, 115/230, 1-Ph	12308
600 cfm, 1 HP, 115/230, 1-Ph	12314
900 cfm, 2 HP, 230/460, 3-Ph	12309
2. Plate, motor mount	
300 cfm	12003
600 cfm	12004
900 cfm	12005
3. Housing, exhauster	
300 cfm	12273
600 cfm	12272
900 cfm	12271
4. Gasket, 5/16" x 1" adhesive backed, 4 ft. required for each location	00187
5. Paddle wheel	
300 cfm	12333
600 cfm	12334
900 cfm	12335
6. Inlet pipe adaptor	
300 cfm, 4"	12365
600 cfm, 5"	12361
900 cfm, 6"	12363
900 cfm, 5" for steel grit	14411
7. Gasket, inlet adaptor	
300 cfm	11746
600 cfm	11779
900 cfm	11759
8. Wear plate	
300 cfm	14060
600 cfm	13011
900 cfm	
for reclaimers with solid top	14055
for reclaimers with removable top	25071
9. Clamp, hose	
4-1/2", for 300 cfm	11577
5-1/2", for 600 cfm	11578
6-1/2", for 900 cfm	00750
10. Screen assembly	21265
11. Gasket, door	11745
12. Hose, light lined flex, specify length	
4" ID for 300 cfm	12466
5" ID for 600 cfm	12467
6" ID for 900 cfm	12468
13. Spring latch assembly	12263
14. Vortex cylinder assembly, adjustable, for exhauster mounted reclaimer (optional)	
300 cfm	19059
600 cfm	19062
900 cfm	23047
15. Vortex cylinder assembly, adjustable, standard with pull-through reclaimer	
300 cfm	19077
600 cfm	19080
900 cfm	23046





Plumbing Assembly (Suction)

Item	Description	Stock No.
1.	Valve, 3 way	12202
2.	Adaptor, 1/8" NPT x 1/8" barb	11732
3.	Tubing, 1/8" urethane, specify ft. required ...	12475
4.	Tubing, twin urethane, specify ft. required ...	19577
5.	Foot pedal assembly, less tubing	20483
6.	Fitting, 1/8" NPT elbow x 1/8" barb	11733
7.	Bushing 1/2"x 1/8" NPT	11350
8.	Bushing 1/4"x 1/8" NPT	02010
9.	Bracket, mounting	19231
10.	Filter, 1/2" air	01308
11.	Adaptor, 1/2" NPT x 1/2" flare	11351
12.	Hose end, 1/2" barb x 1/2" female swivel	15002
13.	Hose end, 1/2" barb x 3/8" male NPT.	06369
14.	Blow-off nozzle	13116
15.	Air hose, 1/2", specify ft. required	12472
16.	Gun assembly, BNP No. 5	12302
17.	Hose, clear urethane, specify ft. required	12476
18.	Regulator, 1/2" pilot operated	11345
19.	Regulator, 1/8" pilot	12715
20.	Gauge, pressure	11831
21.	Metering valve assembly	12417



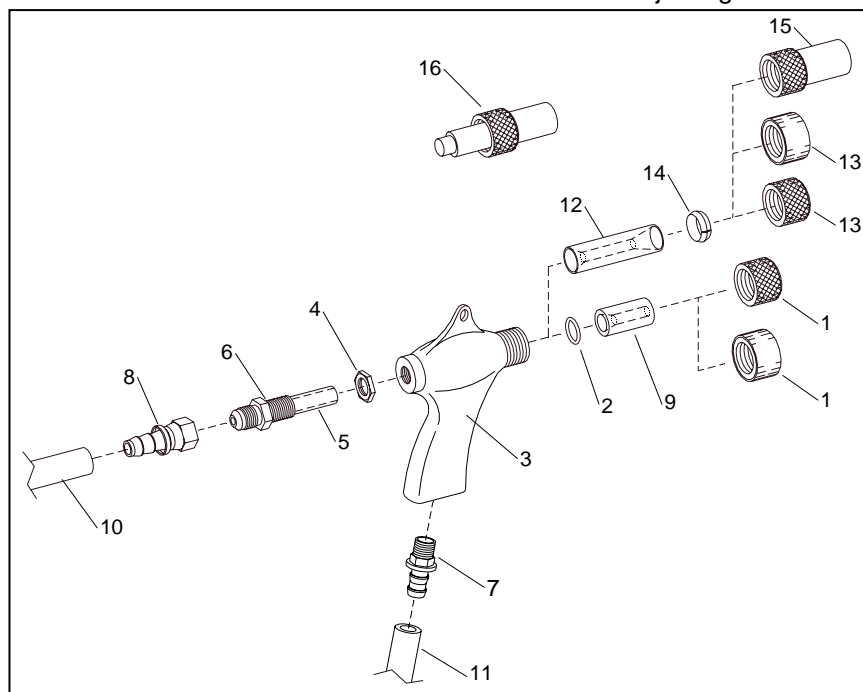


Clemco/Zero continued...

BNP 65/220/600/720 Pressure and Suction Parts

Gun and Feed Assembly

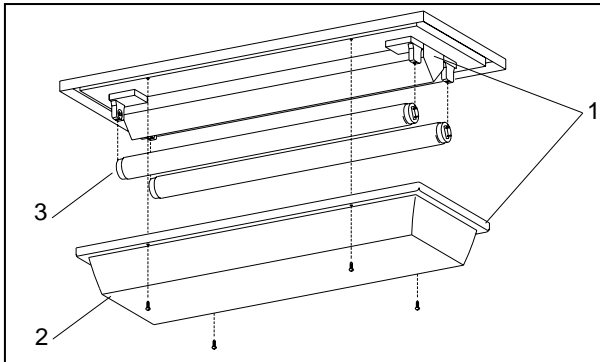
Item	Description	Stock No.		
			9.	Nozzle, ceramic
				No. 5 11930
				No. 6 11931
				No. 7 11932
				Nozzle, boron carbide
				No. 5 11935
				No. 6 11936
				No. 7 11937
				No. 8 12894
				Nozzle, tungsten carbide
				No. 5 13118
				No. 7 12882
				No. 8 11942
			10.	Hose, 1/2" air, specify ft. required 12472
			11.	Hose, media, clear urethane, specify ft. required 12476
			12.	Wide spray nozzle
				Tungsten carbide, No. 6 11947
				Boron carbide
				No. 6 11934
				No. 8 11944
			13.	Wide spray nozzle nut
				Knurled brass 11916
				Urethane covered 12906
			14.	Wide spray retaining ring 12038
			15.	Wide spray nozzle guard 12295
			16.	Orifice adjusting tool 19041
(-)	BNP Gun assemblies less nozzle, includes items 1 (brass) through 7			
	No. 4 Gun 12301			
	No. 5 Gun 12302			
	No. 6 Gun 12303			
	No. 7 Gun 12304			
	No. 8 Gun 12305			
1.	Nut, nozzle holding			
	Standard, knurled brass 11914			
	Urethane covered 11574			
2.	O-Ring 08975			
3.	Gun body 11802			
4.	Lock nut, air jet 11913			
5.	Rubber sleeve 12097			
6.	Air jet assembly w/ Item 5			
	No. 4 12342			
	No. 5 12343			
	No. 6 12344			
	No. 7 12345			
	No. 8 12346			
7.	Fitting, hose, 3/8" NPT x 1/2" barb 06369			
8.	Hose end, 1/2" barb x 1/2" fem. swivel 15002			





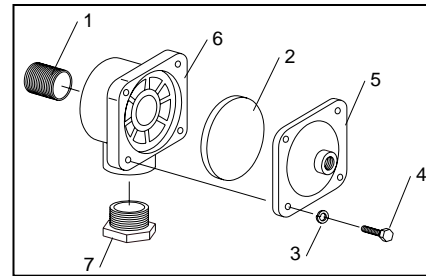
Light Assembly

Item	Description	Stock No.
(-)	Light assembly w/ cover	23255
1.	Light fixture (assembly less cover)	23251
2.	Reflector lens	23253
3.	Tube, fluorescent, 20w	23252



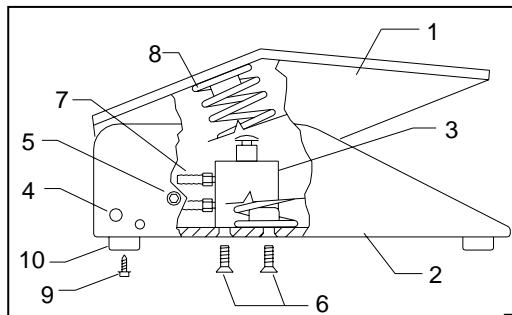
1" Diaphragm Outlet Valve (Pressure)

Item	Description	Stock No.
(-)	1" Diaphragm outlet valve, complete	03371
1.	Nipple, 1" x close	01701
2.	Diaphragm, outlet valve	06149
3.	Lock washer, 1/4"	03117
4.	Cap screw, 1/4"x 1"	03053
5.	Cap, diaphragm outlet	03393
6.	Body, diaphragm outlet	06135
7.	Bushing, 1-1/4" x 1"	01804



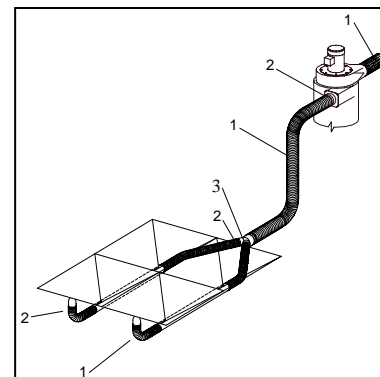
Foot Pedal Assembly

Item	Description	Stock No.
(-)	Foot pedal assembly, less tubing	20483
1.	Top, foot pedal	20017
2.	Base, foot pedal	19991
3.	Valve, 3-way n/c	20026
4.	Drive pin, grooved	20109
5.	Screw, 1/4 nf x 3/4" soc. hd.	03086
6.	Screw, 10-32 x 1/2" fh	19571
7.	Adaptor, 10-32 thrd. x 1/8" barb	11731
8.	Spring, 1-1/4" x 3-1/2"	20121
9.	Screw, 8-32 x 3/8" thread cutting	11389
10.	Bumper, rubber (feet)	21522



Flex Hose and Wye Adaptor

Item	Description	Stock No.
1.	Hose, light lined flex, specify length required.	
	4" ID	12466
	5" ID	12467
	6" ID	12468
	7" ID	12469
	8" ID	12470
2.	Clamp, hose	
	for 4" hose	11577
	for 5" hose	11578
	for 6" hose	00750
	for 7" and 8" hose	11576
3.	Wye Pipe adaptor	
	two 4" x one 6"	12379
	two 5" x one 7"	16939
	Consult local distributor for larger sizes	

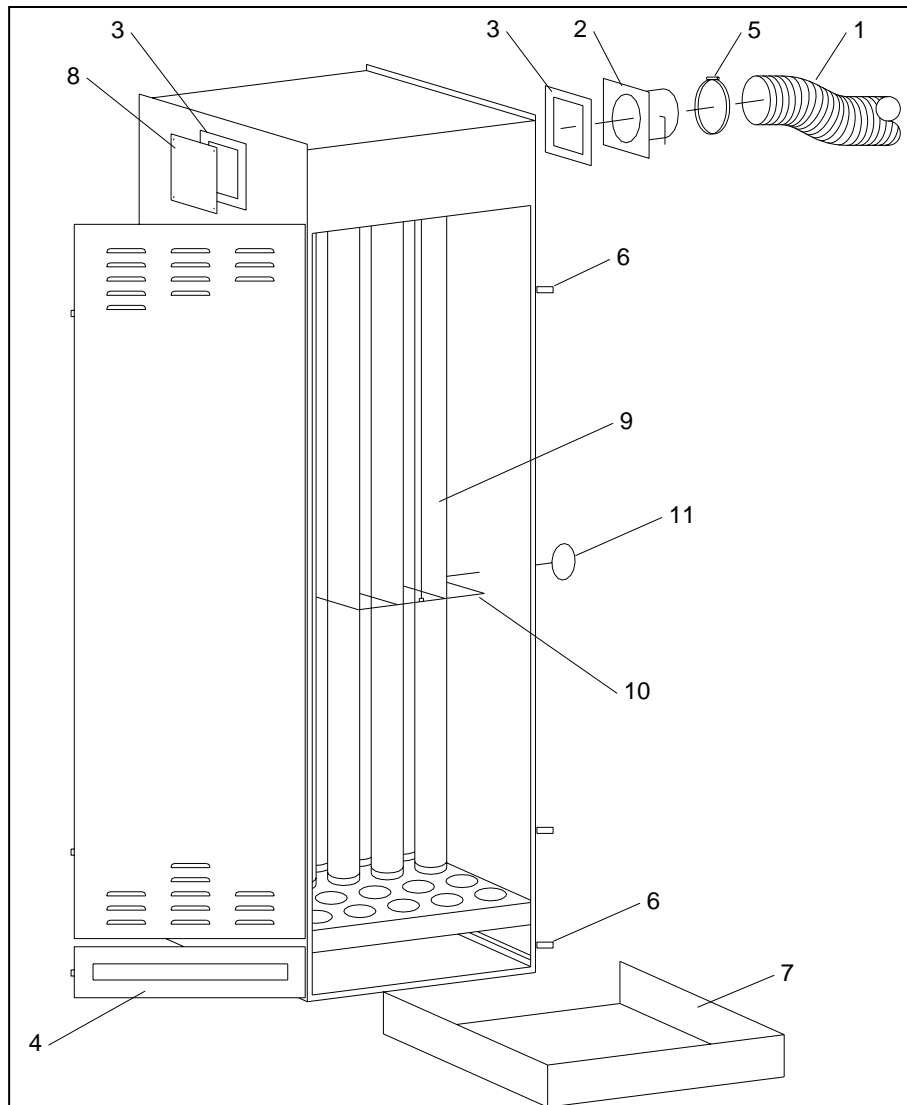




Clemco/Zero continued...

Dry Filter Dust Collector

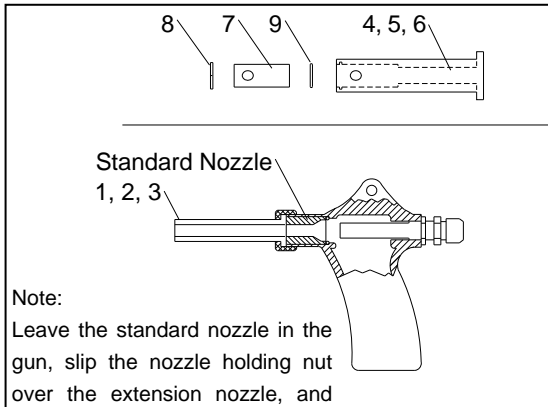
Item	Description	Stock No.			
(-)	Dry filter, complete		4.	Gasket, dust drawer	11771
	600 cfm	12700	5.	Clamp, hose	11576
	900 cfm	12701	6.	Spring latch assembly	12263
1.	Hose, flex, bulk, specify ft. required, 5 ft. std.		7.	Drawer, dust	
	6" ID for 600 cfm	12452		for 600 cfm	14275
	7" ID for 900 cfm	12448		for 900 cfm	14276
2.	Inlet adaptor w/ damper		8.	Plate, inlet cover	
	6" for 600 cfm	14272		for 600 cfm	14277
	7" for 900 cfm	14273		for 900 cfm	14278
3.	Gasket, inlet adaptor		9.	Tubular filter, each	11503
	600 cfm	11762		600 cfm requires 25	
	900 cfm	11763		900 cfm requires 40	
			10.	Shaker, tube filter	
				600 cfm	12414
				900 cfm	12415
			11.	Handle, shaker	12899





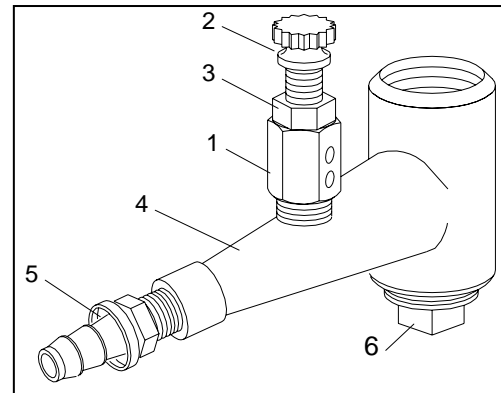
Extension Nozzles

Item	Description	Stock No.
1.	3" Straight extension nozzle No. 5, 5/16" orifice	11921
	No. 6, 3/8" orifice	11922
	No. 7, 7/16" orifice	11923
2.	6" Straight extension nozzle No. 5, 5/16" orifice	11927
	No. 6, 3/8" orifice	11928
	No. 7, 7/16" orifice	11929
3.	9" Straight extension nozzle No. 5, 5/16" orifice	11924
	No. 6, 3/8" orifice	11925
	No. 7, 7/16" orifice	11926
4.	4" Side angle extension nozzle, complete 5/16" orifice, includes item 7, 8 & 9	21311
5.	6" Side angle extension nozzle, complete 5/16" orifice, includes item 7, 8 & 9	12374
6.	9" Side angle extension nozzle, complete, 5/16" orifice, includes item 7, 8 & 9	12373
7.	Tip, side angle extension	12173
8.	Snap ring, side angle extension	12040
9.	O-Ring, side angle extension	08977



Metering Valve (Suction)

Item	Description	Stock No.
(-)	Metering valve assembly	12417
(-)	Metering stem assembly (items 1, 2 & 3)	23889
1.	Stem, metering adjusting	23097
2.	Screw, adjusting	23098
3.	Nut, adjusting stem lock	23099
4.	Body, metering valve	11532
5.	Fitting, hose, 3/8" NPT x 1/2" barb	06369
6.	Plug, metering valve	12011





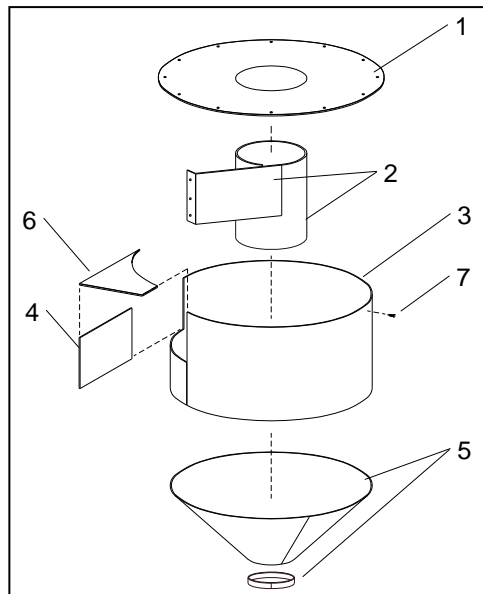
Clemco/Zero continued...

Reclaimer Liners (BNP 65/200)

Reclaimer Liners (BNP 600/720)

Item	Description	Stock No.
(-)	Rubber liner sets	
	600 cfm	23150
	900 cfm	23151
1.	Top liner	
	600 cfm	22733
	900 cfm	23059
2.	Baffle, lined	
	600 cfm (tube liner not used)	22730
	900 cfm (2-pc. includes tube liner)	23416
3.	Wall liner, reclaimer body	
	600 cfm	22731
	900 cfm	17008
4.	Inlet-side liner	
	600 cfmPart of Item 3	
	900 cfm	12830
5.	Sump liner	
	600 cfm	22732
	900 cfm	16070
6.	Inlet top	
	600 cfm Not used on 600 reclaimer	
	900 cfm	22827
7.	Screw, self drilling, 10-16 x 3/4"	12722

Item	Description	Stock No.
(-)	Rubber liner sets	
	900 cfm	23151
	1200 cfm	23152
	1800 cfm	23153
1.	Top liner	
	900 cfm	23059
	1200 cfm	22689
	1800 cfm	22695
2.	Baffle, lined	
	900 cfm	23416
	1200 cfm	22691
	1800 cfm	22696
3.	Side liner, reclaimer body	
	900 cfm	17008
	1200 cfm	22692
	1800 cfm	22697
4.	Inlet side liner	
	900 cfm	12830
	1200 cfm	22693
	1800 cfm	22698
5.	Sump liner	
	900 cfm	16070
	1200 cfm	22694
	1800 cfm	22699
6.	Inlet top	
	900 cfm	22827
	1200 cfm	24031
	1800 cfm	24032
7.	Screw, self drilling, 10-16 x 3/4"	12722





BLAST-IT-ALL Cabinets

Model 4426, 4836, 6048, 6060 Suction

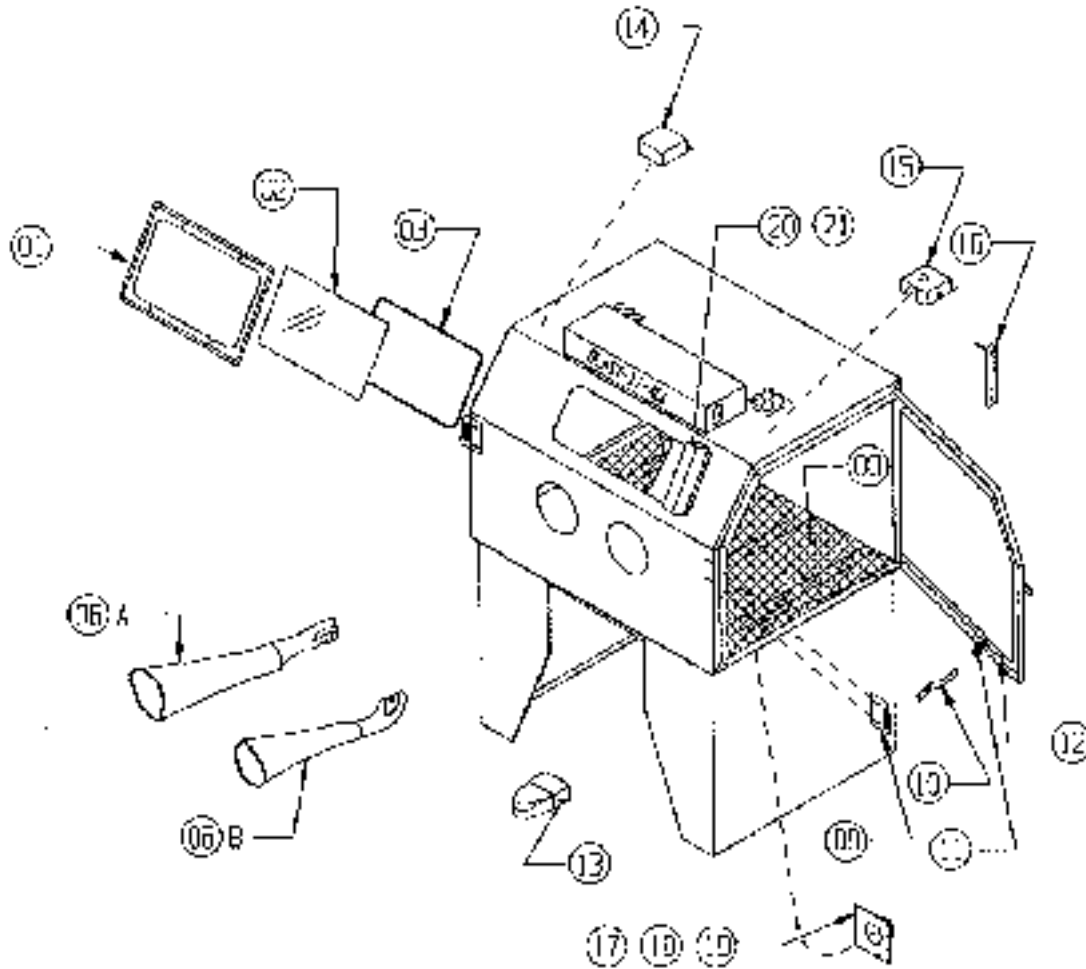
Item No.	Part No.	Description
1	23-053	Window Frame
2	23-050	Window, Viewing
3	24-059	Window Gasket (Specify Length)
6A	22-111	Glove, Snap-in (Left Only)
6B	22-112	Glove, Snap-in (Right Only)
8	-----	Grate (Refer to chart #1)
9	15-730	Door Striker (Either Side)
10	15-719	Door Cam (Either Side)
11	15-720	Door Cam Rubber Grip
12	24-025	Door Gasket (Refer to Chart #2)
13	003190	Foot Valve
14	A117	Safety Valve Panel
15	A7170	Control Regulator Panel
16	A237	Safety Door Control Arm
17	11-705	Ø 4" Sump Outlet
18	11-905	Ø 5" Sump Outlet
19	11-905-6	Ø6" Sump Outlet

Chart #1

Machine Model	Grate Part No.
3636	10-111
4426	10-112
4836	10-114
4848	10-115
6048	10-117
6060	10-118

Chart #2

Machine Model	Door Gasket No.
3636	24-025-12'
4426	24-025-9'
4836	24-025-13'
4848	24-025-15'
6048	24-025-16'
6060	24-025-18'

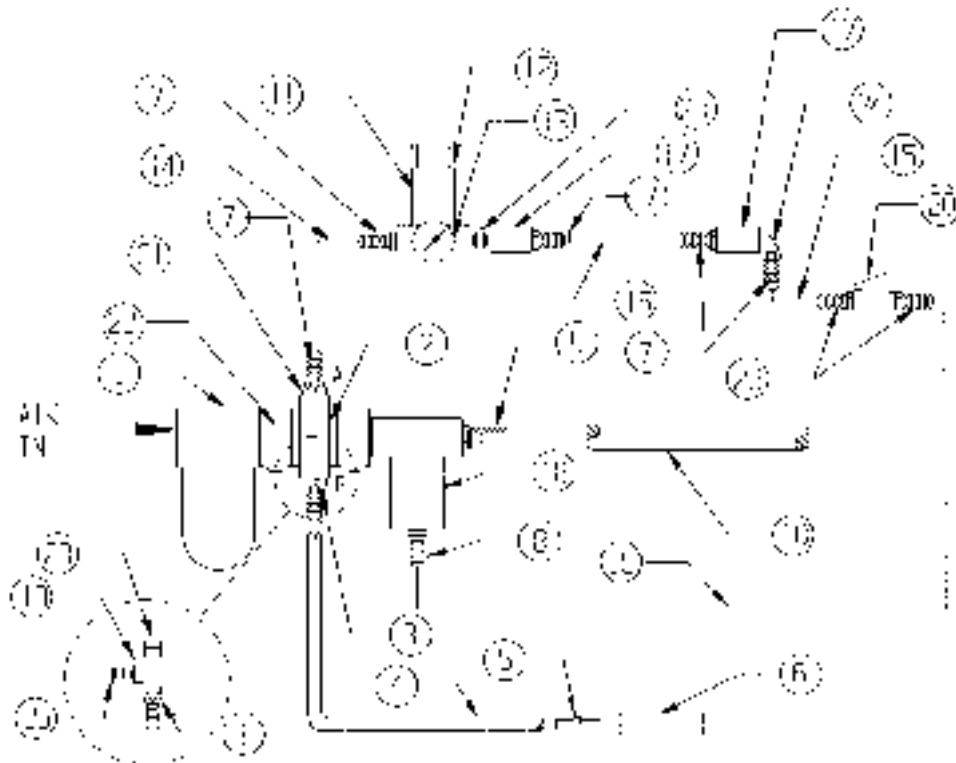




Blast-It-All continued...

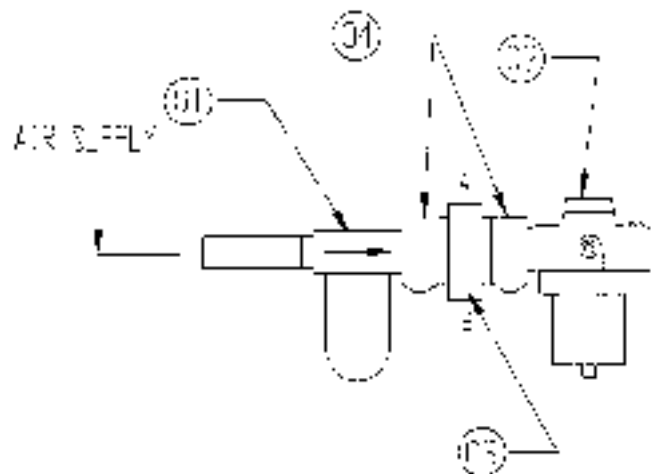
Standard Air Control

Item No.	Part No.	Qty.	Description
1	16-966	1	Filter
2	012119	1	"T" Block
3	14-316	1	Fitting 1/4" x 1/8"
4	18-074	*	Hose, 1/4"
5	14-313	1	Fitting 1/2" x 1/4"
6	16-822	1	Nozzle Blow-Off
7	006270	5	Fitting 1/8" x 1/8"
8	010599	1	Fitting 1/8" x 1/4"
9	14-301	1	Fitting 1/2" x 1/2"
10	18-076	*	Hose, Air 1/2"
11	001564	1	Regulator, 1/8"
12	011564-N	1	Nut for Regulator
13	16-820	1	Gauge, 1/8" Back
14	010601	*	Tubing, Red
15	010602	*	Tubing Blue
16	-----	-	-----
17	010600	2	Valve, Air 1/8" 3-Way (Safety Door)
18	010598	1	Regulator, 1/2"
19	14-326	1	Tee, 1/8" (Optional with Dust Collector)
20	003190	1	Valve, Floating (Foot Control)
21	010171	2	Bushing, 1/2 x 1/8
22	012117	2	Body Connector
23	002405	1	1/8" Close Nipple
24	01129	1	1/8" Street Ell
25	16-951	1	Fitting, 1/4 Tube x 1/8 NPT
26	003083	2	90° Swivel, 1/4 x 1/4



Air Control Assembly Suction

Item No.	Qty.	Description	OWG. NO. / Material
01	1	Filter, 1/2"	16-966
02	1	Regulator, 1/2"	010598
03	1	"T" Block	012119
04	2	Body Connector	012117

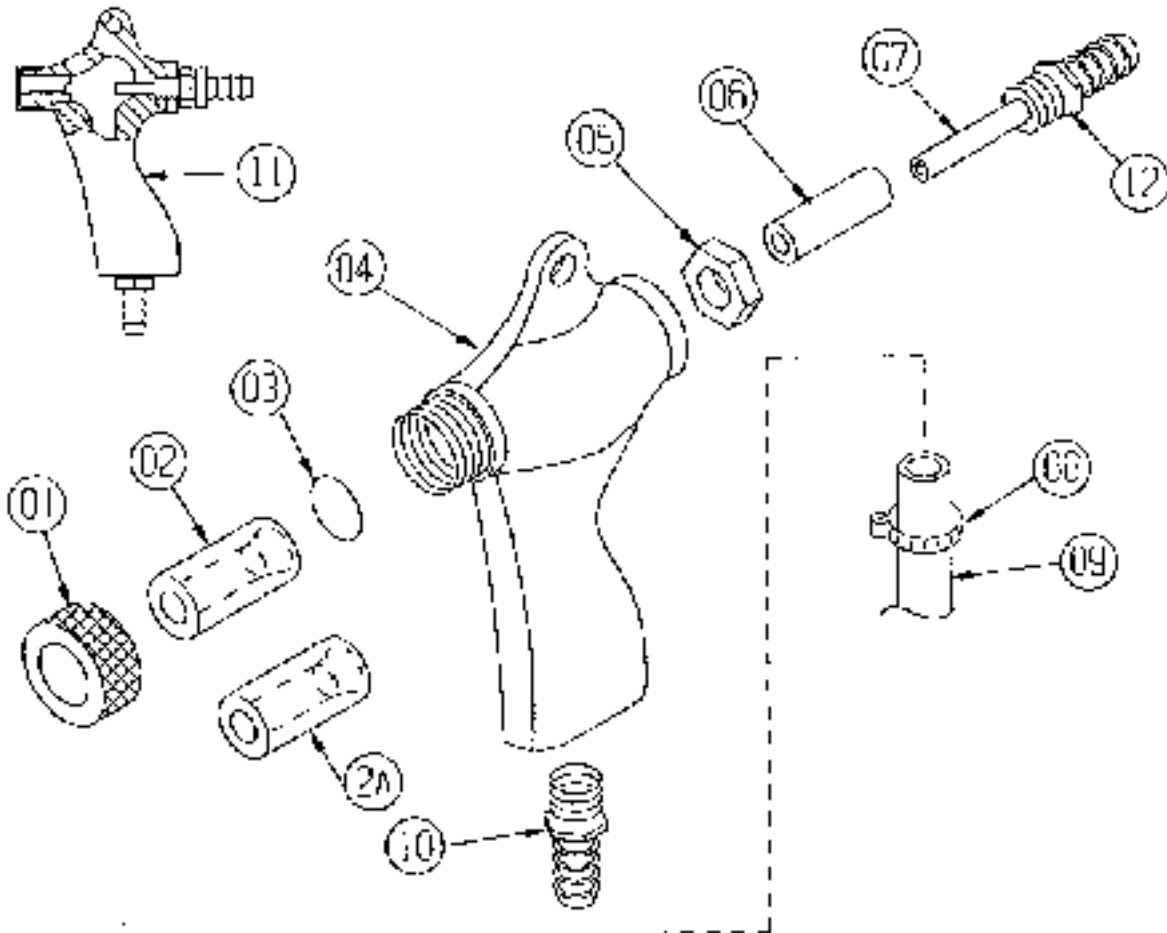




Standard Blast Gun

Item No.	Part No.	Description
1	20-054	Nozzle Nut Holding
2	20-074	Nozzle Ceramic, 1/4" I.D. Size 4
2	20-075	Nozzle Ceramic, 5/16" I.D. Size 5
2	20-076	Nozzle Ceramic, 3/8" I.D. Size 6
2	20-077	Nozzle Ceramic, 7/16" I.D. Size 7
2	20-078	Nozzle Ceramic, 1/2" I.D. Size 8
2A	20-084	Nozzle Carbide, 1/4" I.D. Size 4
2A	20-085	Nozzle Carbide, 5/16" I.D. Size 5
2A	20-086	Nozzle Carbide, 3/8" I.D. Size 6
2A	20-087	Nozzle Carbide, 7/16" I.D. Size 7
2A	20-088	Nozzle Carbide, 1/2" I.D. Size 8
3	20-053	"O" Ring – Nozzle Sealing
4	20-040	Gun Body Only
5	20-052	Locknut, Orifice
6	20-063	Rubber Cover, Orifice
7	20-064	Orifice Air 4/32" I.D Size 4 Includ. #6 & 7
7	20-065	Orifice Air 5/32" I.D Size 5 Includ. #6 & 7
7	20-066	Orifice Air 6/32" I.D Size 6 Includ. #6 & 7
7	20-067	Orifice Air 7/32" I.D Size 7 Includ. #6 & 7
7	20-068	Orifice Air 8/32" I.D Size 8 Includ. #6 & 7
8	21-032	Clamp, Hose
9	18-084	Hose, Media 1/2" I.D. (See Chart)
10	14-304	Fitting-Hose To Gun 1/2" Hose x 3/8" MPT
11	20-041	Gun, Sto. Comp. W/ Ceramic Nozzle (Specify Size)
11	20-042	Gun, Sto. Comp. W/ Carbide Nozzle (Specify Size)
12	-----	Gun Size is Stamped on Air Orifice Hex Side

Machine Model	Media Hose 700 1/2"	Media Hose 900 1/2"
3636	18-084 7'	N/A
4426	18-084 6'	N/A
4836	18-084 7'	18-084 10'
4848	18-084 8'	18-084 11'
6048	18-084 8'	18-084 11'
6060	18-084 9'	18-084 12'



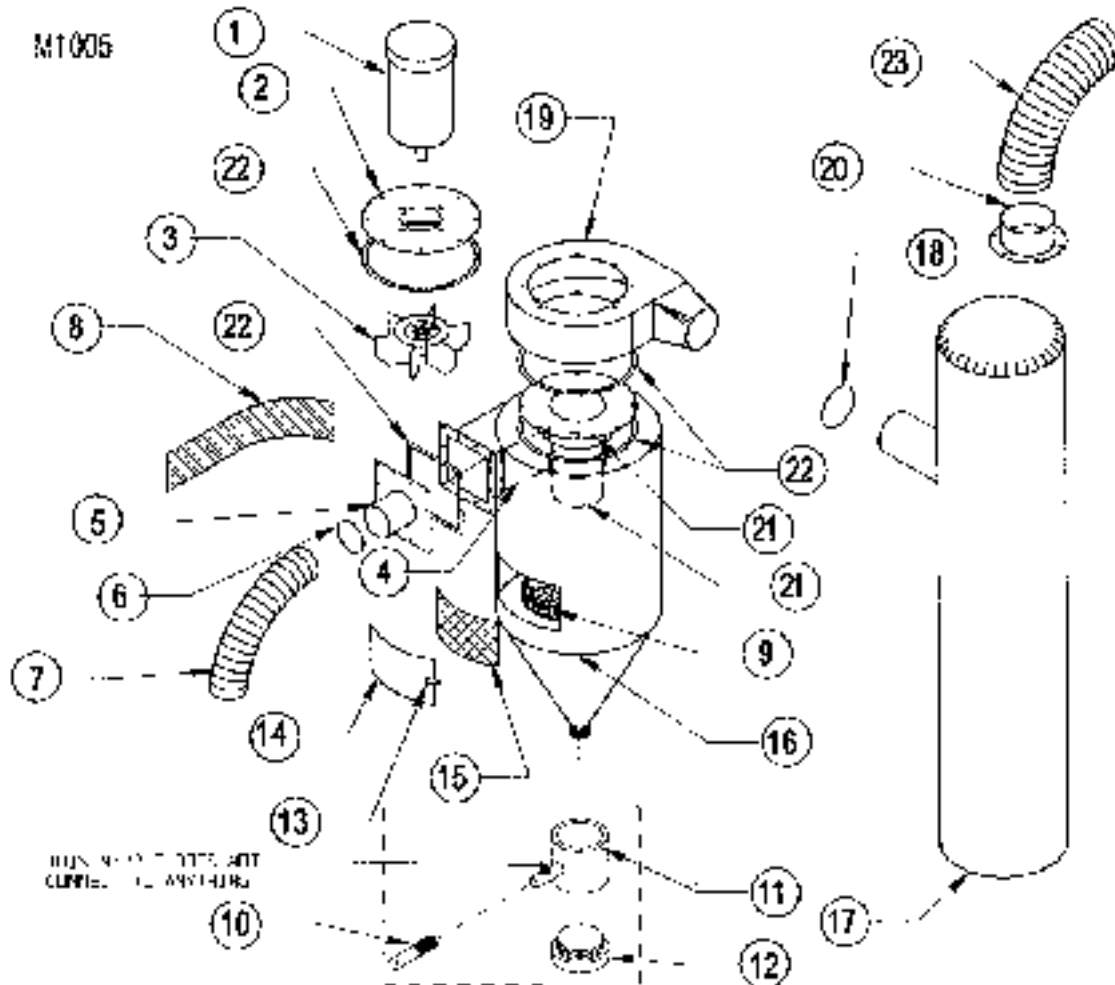


Blast-It-All continued...

400 CFM Reclaimer

Item No.	Part No.	Description
1	13-400	Motor, ½ HP, 1 PH
2	11-420	Motor Plate
3	11-418	Blade
4	11-428	Baffle
5	11-405	Inlet Adaptor 4"
6	21-034	Clamp
7	*	Flex Hose 4" (See Chart)
8	11-417	Inlet Wear Plate (Optional)
9	11-406	Std. Screen Basket
9	11-429	Basket, Heavy Duty (Optional)
10	14-301	Fitting, ½" x ½"
11	20-200	Media Valve, 2"
12	20-201	Drain Plug
13	15-728	Door Latch & Catch Asmb.
14	11-402	Door and Gasket
15	11-403	Gasket (Only)
16	11-401	Reclaimer Housing
17	11-415	Dust Bag
18	21-036	Clamp
19	11-416	Blower Housing
20	002028	Top Outlet (Used with Dust Collector) 6"
21	11-431	Inner Vacuum Tube with Slide Tube
22	24-030-3	Putty Tape
23	19-096-6	Flex Hose, 6" To Dust Collector (Use with #20) 6"

Machine Model	Flex SUMP To Rec.
3636	19-096 6'
4426	19-096 6'

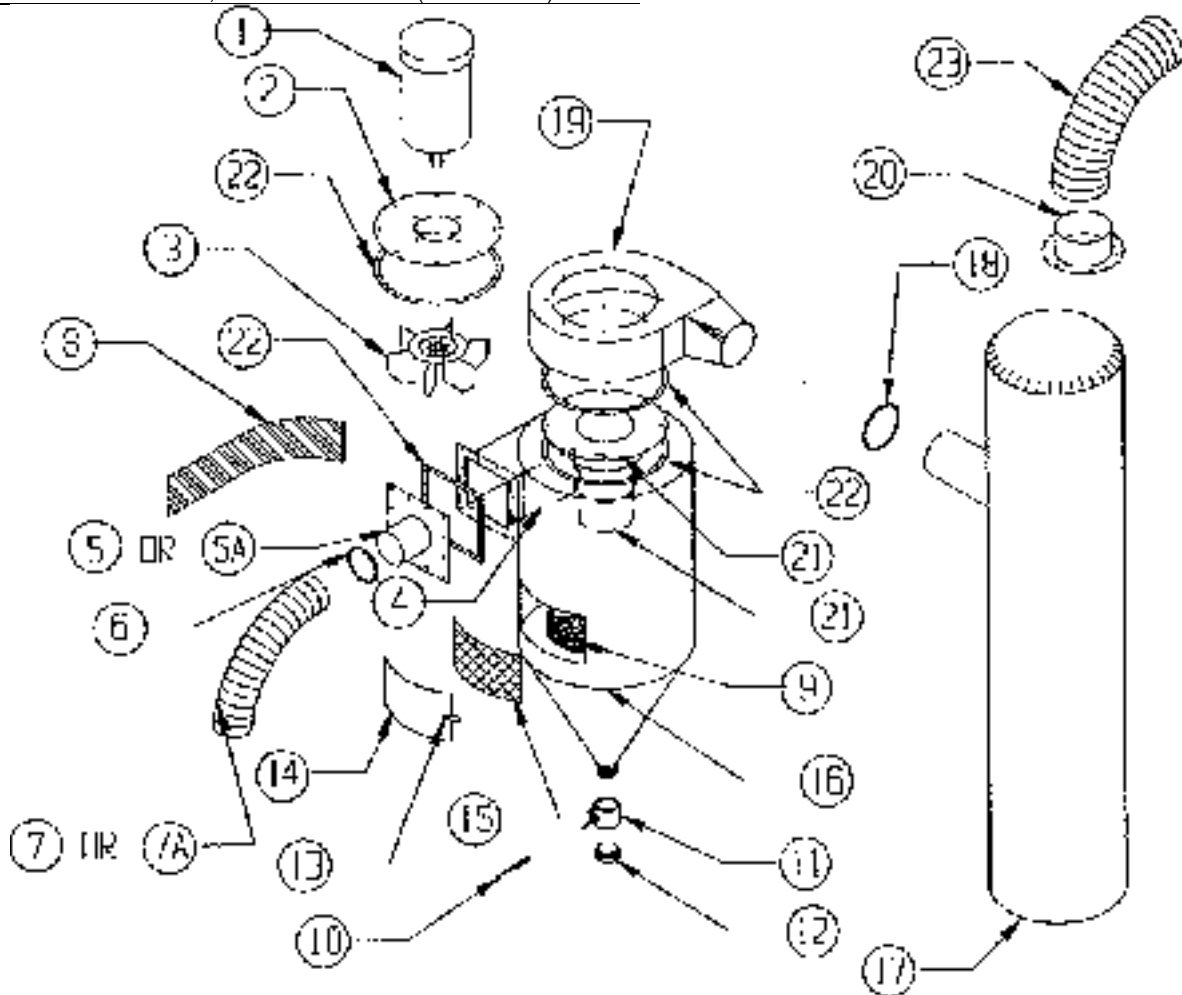




700 CFM Reclaimer

Item No.	Part No.	Description
1	13-700	Motor, 1 HP, 1 PH
2	11-720	Motor Plate
3	11-718	Blade
4	11-728	Baffle
5	11-705	Inlet Adaptor 4" 5A 5"Ø Inlet Adaptor 11-905
6	21-034	Clamp
7	*	Flex Hose 4" (See Chart) 7A Flex Hose 5" (See Chart)
8	11-717	Inlet Wear Plate (Optional)
9	11-706	Std. Screen Basket
9	11-729	Basket, Heavy Duty (Optional)
10	14-301	Fitting, 1/2" x 1/2"
11	20-200	Media Valve, 2"
12	20-201	Drain Plug
13	15-728	Door Latch & Catch Asmb.
14	11-702	Door and Gasket
15	11-703	Gasket (Only)
16	11-701	Reclaimer Housing
17	11-715	Dust Bag
18	21-036	Clamp
19	11-716	Blower Housing
20	002028	Top Outlet 6" (Used with Dust Collector)
21	11-731	Inner Vacuum Tube with Slide Tube
22	24-030	Putty Tape
23	19-096-6	Flex Hose, 6" To Dust Collector (Use with #20) 6"

Machine Model	Flex SUMP To Rec. 4"	Flex SUMP To Rec. 5"
3636	19-092 7'	19-094 7'
4426	19-092 6'	19-094 6'
4836	19-092 7'	19-094 7'
4848	19-092 7'	19-094 7'
6048	19-092 7'	19-094 7'
6060	N/A	N/A



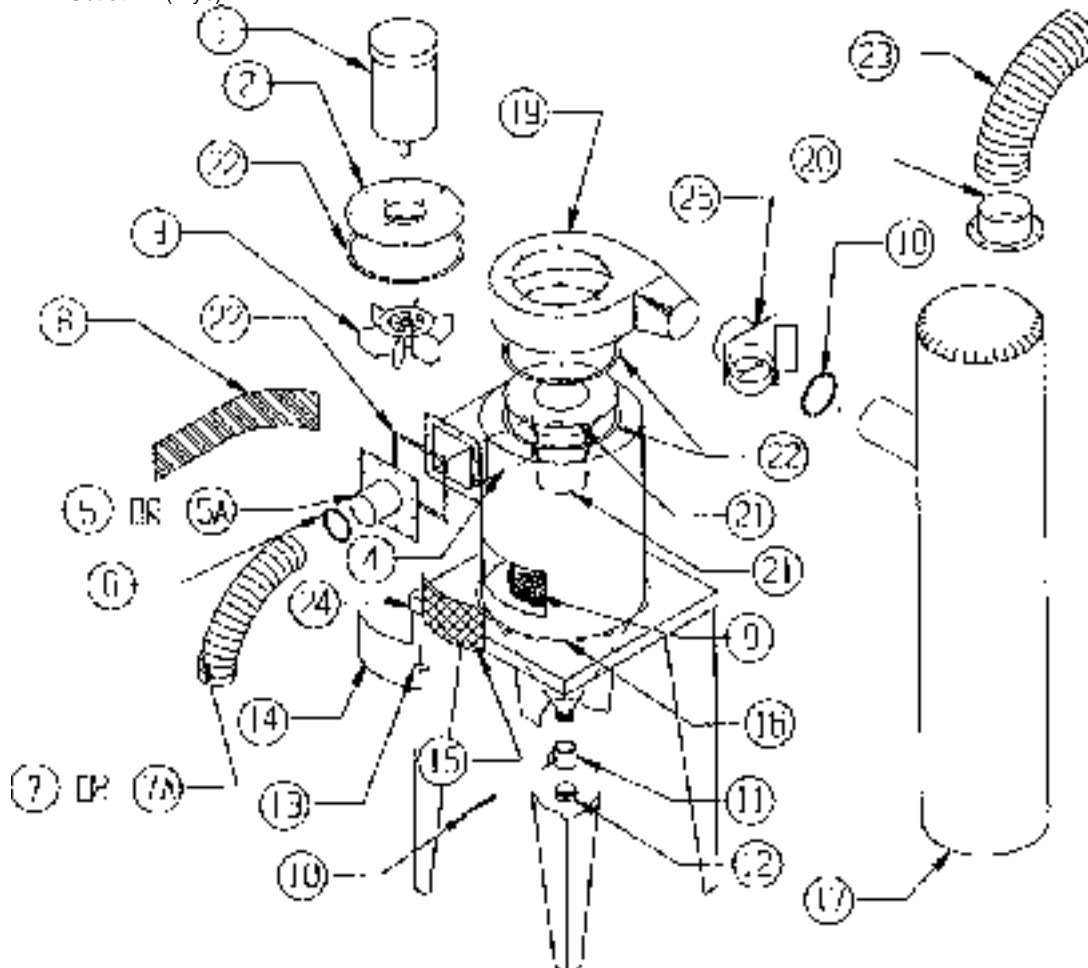


Blast-It-All continued...

900 CFM Reclaimer

Item No.	Part No.	Description
1	13-900	Motor, 2 HP, 3 PH
2	11-920	Motor Plate
3	11-918	Blade
4	11-928	Baffle
5	11-905	Inlet Adaptor 5" 5A 6"Ø Inlet Adaptor A12767
6	21-035	Clamp
7	*	Flex Hose 5" (See Chart) 7A Flex Hose 6" (See Chart)
8	11-917	Inlet Wear Plate (Optional)
9	11-906	Std. Screen Basket
9	11-929	Basket, Heavy Duty
10	14-301	Fitting, 1/2" x 1/2"
11	20-200	Media Valve, 2"
12	20-201	Drain Plug
13	15-728	Door Latch & Catch Asmb.
14	11-902	Door and Gasket
15	11-903	Gasket (Only)
16	11-910	Reclaimer Housing
17	11-915	Dust Bag (Qty. 2)
18	21-036	Clamp
19	11-916	Blower Housing
20	003153	Top Outlet 8" (Used with Dust Collector)
21	11-931	Inner Vacuum Tube with Slide Tube
22	24-030-3	Putty Tape
23	19-098-6	Flex Hose, 8" To Dust Collector (Use with #20) 6' Long
24	007471	Stand
25	11-912	Outlet "Y" (Wye)

Machine Model	Flex SUMP To Rec. 5"	Flex SUMP To Rec. 6"
3636	N/A	N/A
4426	N/A	N/A
4836	19-094 8'	19-096 8'
4848	19-094 8'	19-096 8'
6048	19-094 8'	19-096 8'
6060	19-094 10'	19-096 10'





Model 4426P, 4836P, 6048P, 6060P

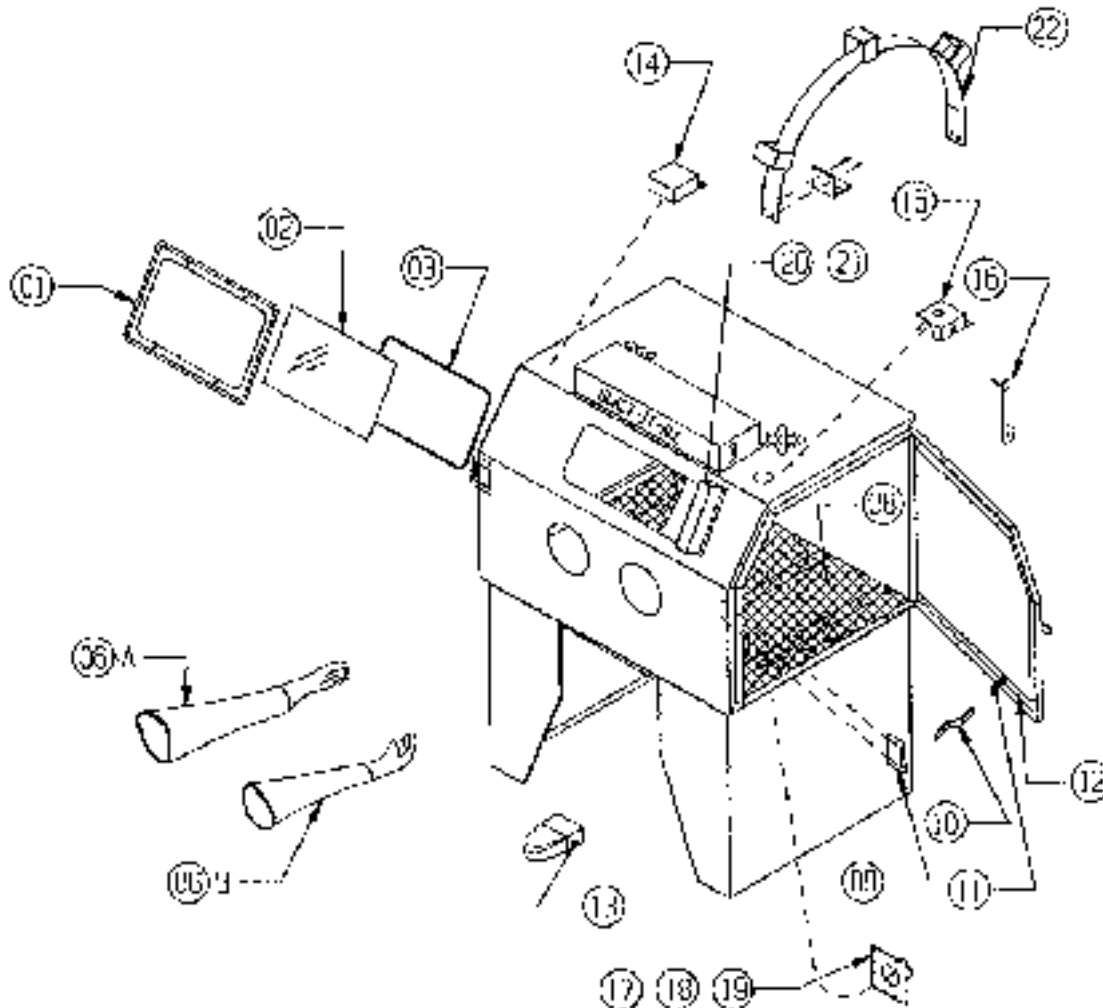
Item No.	Part No.	Description
1	23-053	Window Frame
2	23-050	Window, Viewing
3	24-059	Window Gasket (Specify Length)
6A	22-111	Glove, Snap-in (Left Only)
6B	22-112	Glove, Snap-in (Right Only)
8	-----	Grate (Refer to chart #1)
9	15-730	Door Striker (Either Side)
10	15-719	Door Cam (Either Side)
11	15-720	Door Cam Rubber Grip
12	-----	Door Gasket (Refer to chart #2)
13	003190	Foot Valve
14	A117	Safety Valve Panel
15	A7170	Control Regulator Panel
16	A237	Safety Door Control Arm
17	11-705	Ø 4" Sump Outlet
18	11-905	Ø 5" Sump Outlet
19	11-905-6	Ø6" Sump Outlet
20	011191	Mylar Glass Protector
22	See pg. 32	Blast Hose Top Support

Chart #1

Machine Model	Grate Part No.
3636	10-111
4426	10-112
4836	10-114
4848	10-115
6048	10-117
6060	10-118

Chart #2

Machine Model	Door Gasket No.
3636	24-025-12'
4426	24-025-9'
4836	24-025-13'
4848	24-025-15'
6048	24-025-16'
6060	24-025-18'

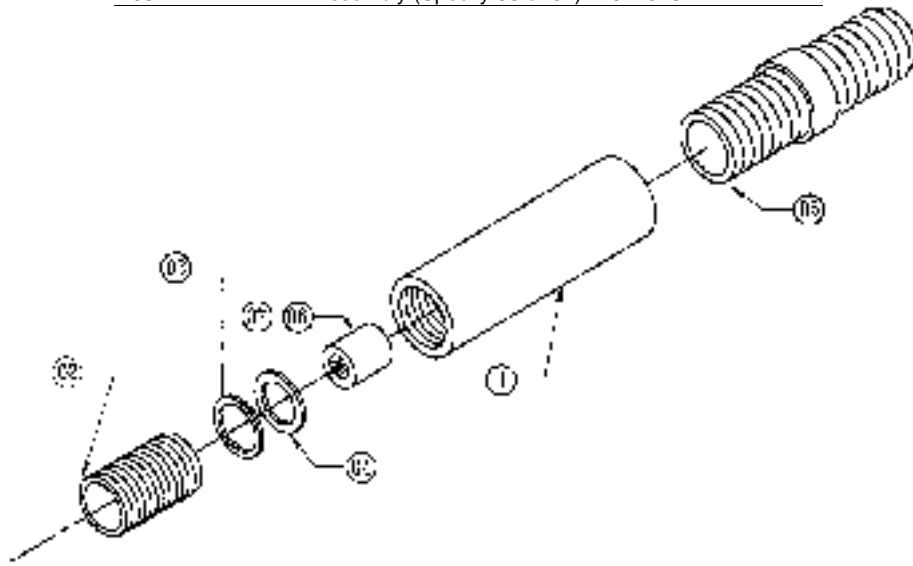




Blast-It-All continued...

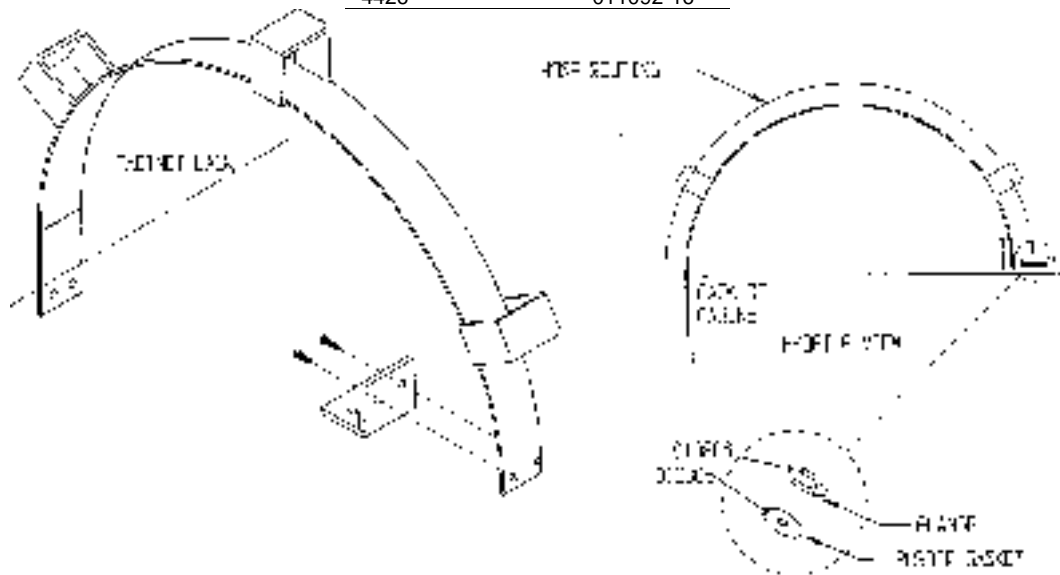
Blow Down Restrictor

Item No.	Qty.	Description	OWG. No. / Material
01	1	Holder	011319
02	1	3/4" Close Nipple	14-341
03	1	5/16" Flat Washer	30-603
04	1	Rubber Seal	14-114
05	1	Nipple, 3/4 K.C.	002834
06	1	#4 Carbide Nozzle	20-084
07	*	#4 Boron Carbide (Opt.)	20-094
08	*	Assembly (Specify 06 or 07)	011318



Blast Hose Top Support

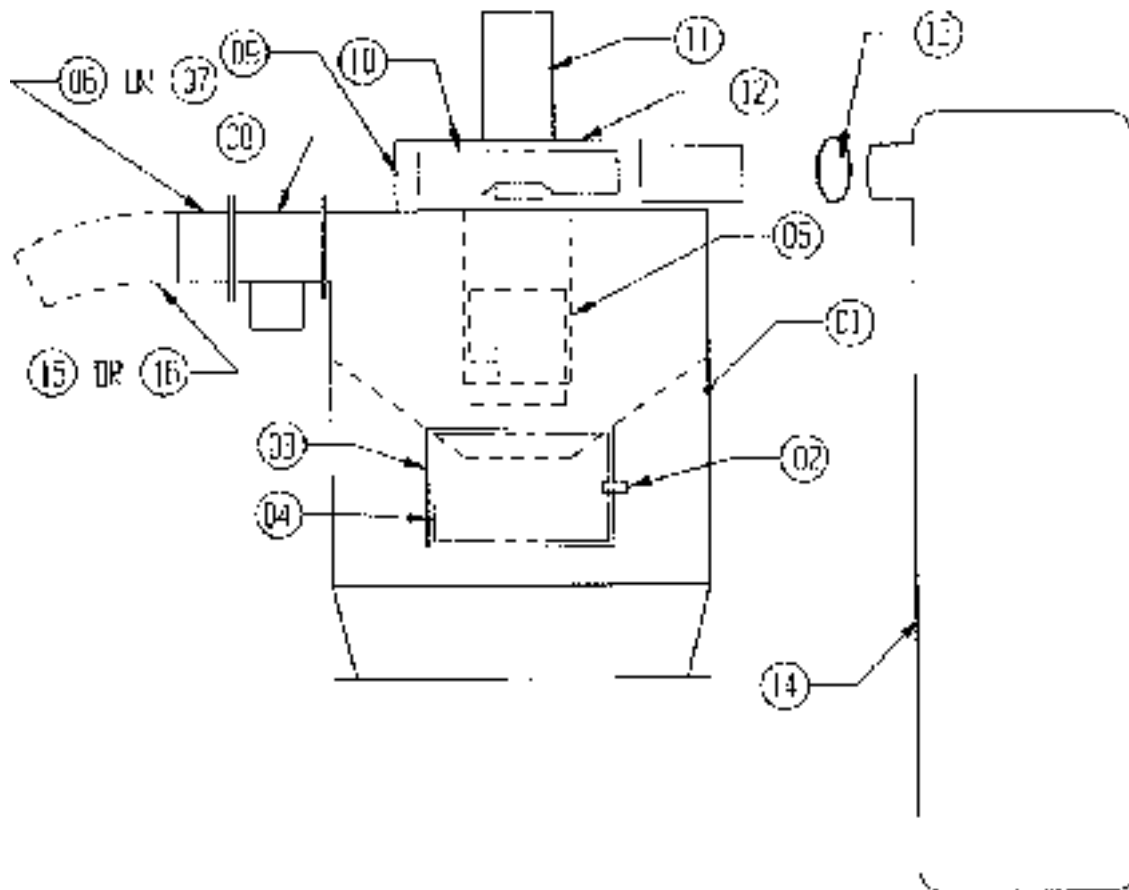
Cabinet Model (BIA)	Support No.
6060	011092-39
6048	011092-33
4848	011092-33
4836	011092-24
3636	011092-24
4426	011092-16





700 CFM Pressure System (P01R18)

Item No.	Part No.	Description
1	11-701P	Reclaim Body
2	15-728	Reclaim Door Latch
3	11-702	Reclaim Door W/Gasket
4	11-703	Reclaim Door Gasket
5	11-731	Inner Slide Tube
6	11-705	Inlet Adaptor 4"
7	11-905	Inlet Adaptor 5"
8	010077	Purge Adaptor
9	11-716	Blower housing
10	11-718	Blade
11	13-700	Motor, 1 HP
12	11-720	Motor Plate
13	21-036	Clamp
14	11-715	Dust Bag
15	19-092	Flex Hose, 4"
16	19-094	Flex Hose, 5"

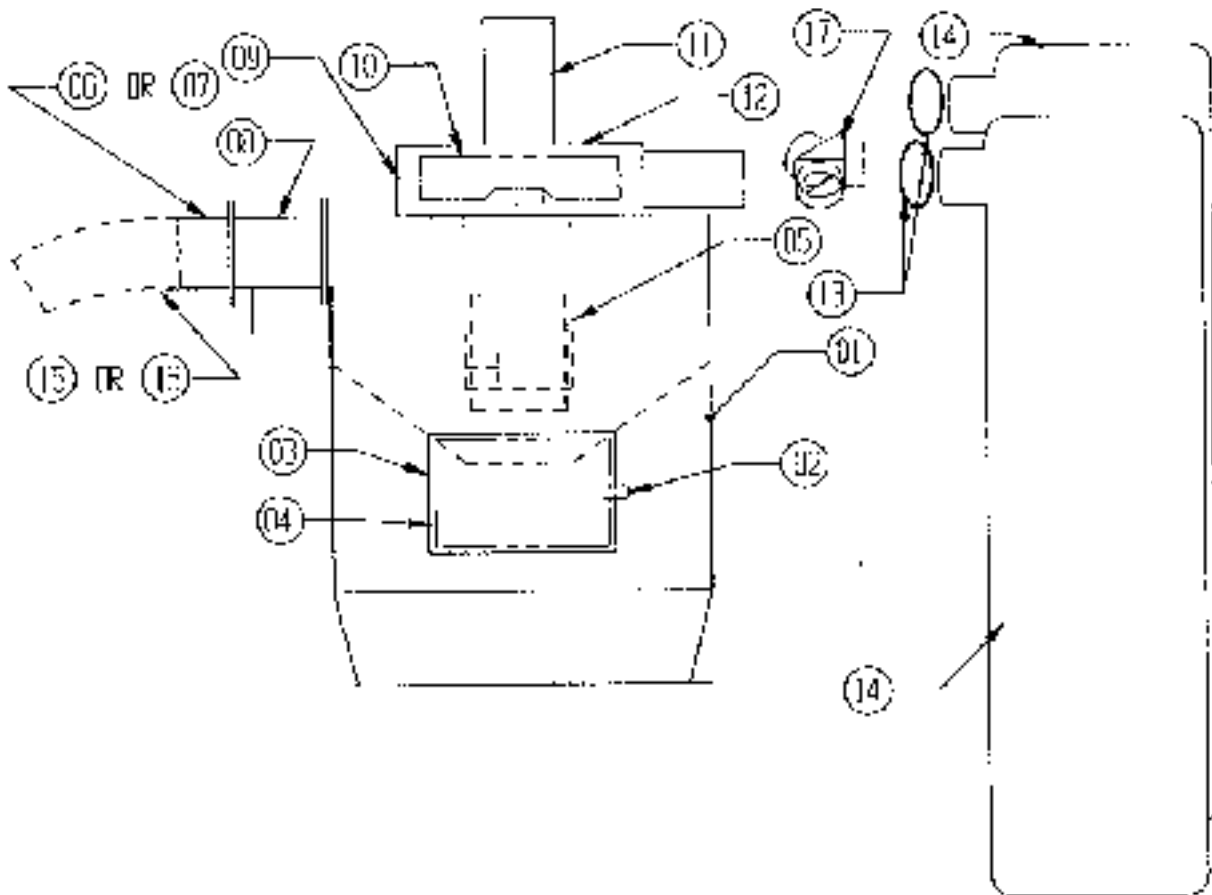




Blast-It-All continued...

900 CFM Pressure System (P01R24)

Item No.	Part No.	Description
1	11-901P	Reclaim Body
2	15-728	Reclaim Door Latch
3	11-902	Reclaim Door W/Gasket
4	11-903	Reclaim Door Gasket
5	11-931	Inner Slide Tube
6	11-905	Inlet Adaptor 5"
7	A12767	Inlet Adaptor 6"
8	010077	Purge Adaptor
9	11-916	Blower Housing
10	11-918	Blade
11	13-900	Motor, 2 HP
12	11-720	Motor Plate
13	21-036	Clamps (2)
14	11-915	Dust Bags (2)
15	19-094	Flex Hose, 5"
16	19-096	Flex Hose, 6"
17	11-912	Outlet "Y" (WYE)

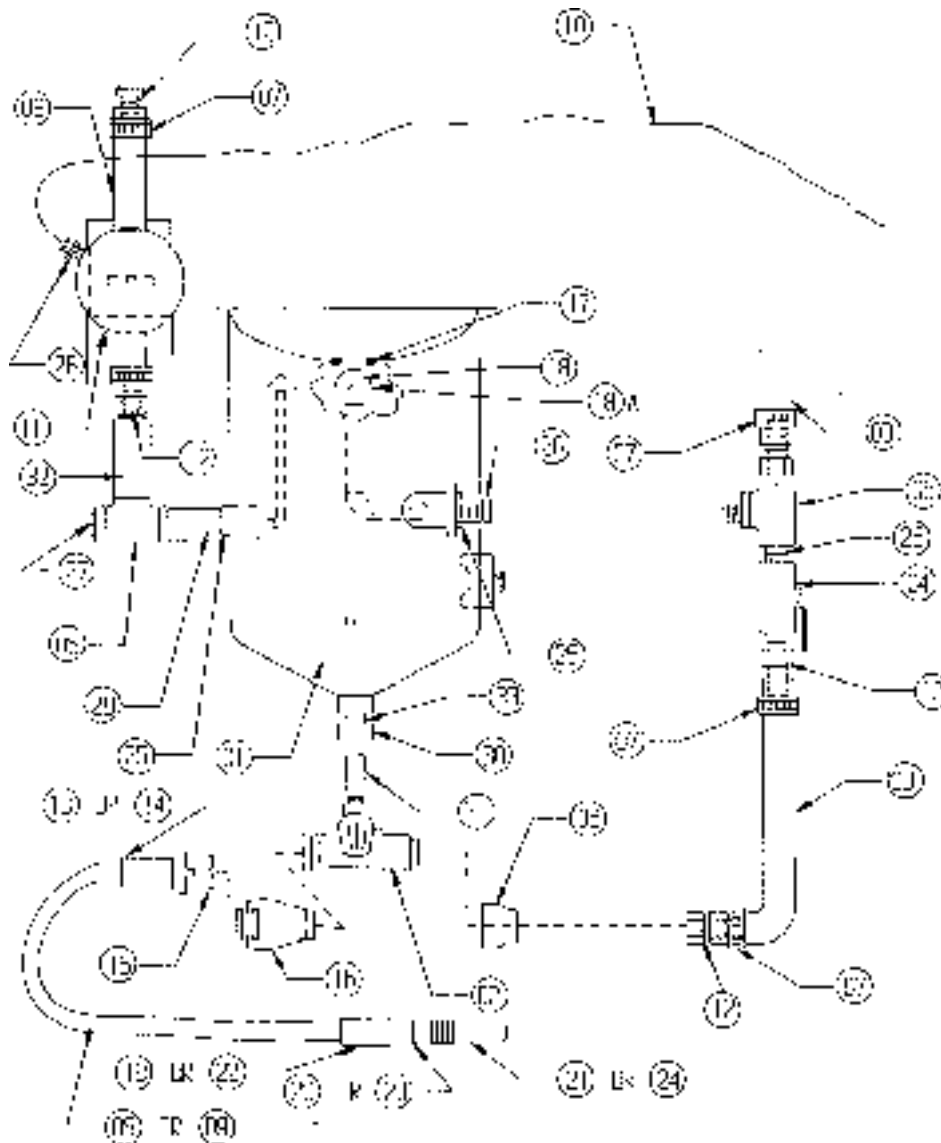




1.0 cu. ft. Pressure Vessel

Item No.	Qty.	Description	Part No.
01	1	Pressure Pot 1 Cu. Ft.	16-935
02	1	Micro Valve	16-878
03	*	Hose, Air 3/4" I.D.	18-080
04	1	Valve, Ball 3/4"	14-464
05	2	Tee 3/4" 150# MI	14-509
06	1	Bell Reducer 1-1/2 x 3/4	006227
07	5	Clamp	21-031
08	*	Hose, Blast 3/4" ID x 1-1/2" OD	18-101
09	*	Hose, Blast 1/2" ID x 1-1/8" OD	18-100
10	*	Tubing 1/4" OD Vinyl	18-111
11	1	Pinch Valve ASMB.	16-1015
12	5	3/4" K.C. Nipple	002834
13	1	Quick Coupling, 1/2" Hose	14-101
14	1	Quick Coupling 3/4" Hose	14-102
15	2	Washer, QC & TC	14-107
16	1	Tank Coupling 1-1/4 FPT 2 Prong AL	14-117
17	1	Seal, Pop-Up	16-707

18	1	Valve, Pop-Up, Steel	16-706
18A	1	Valve, Pop-Up, Urethane (7/17/00)	16-706U
19	1	Holder, Nozzle 3/4" Threads	14-108
20	1	Washer, NCW 1/2" ID x 1-1/8"	14-114
21	1	Nozzle, 1/4"	20-602
22	1	Holder, Holder 1-1/4" Threads	14-109
23	1	Washer, NCW 1" ID x 1-1/2"	14-113
24	1	Nozzle, 1-1/4" Threads	20-622
25	2	Bushing, 1" x 3/4"	14-371
26	7	Nipple, Close 3/4"	14-341
27	1	Plug, 3/4"	000835
28	1	Fitting, Straight Connector 1/4" x 1/4"	004623
29	1	Nipple, 3/4" x 3" LG.	14-520
30	1	Bushing, 1" x 1-1/4"	14-363
31	1	Nipple, 1-1/4" Close	14-350
32	1	Blow-Down Restrictor	011318
33	1	Nipple, 1" Close	14-357

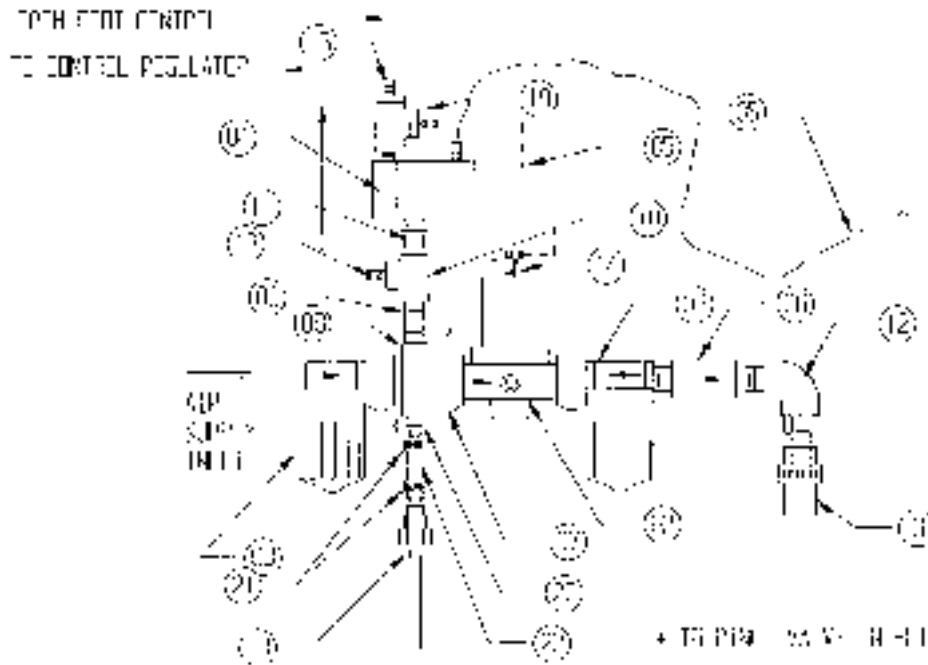




Blast-It-All continued...

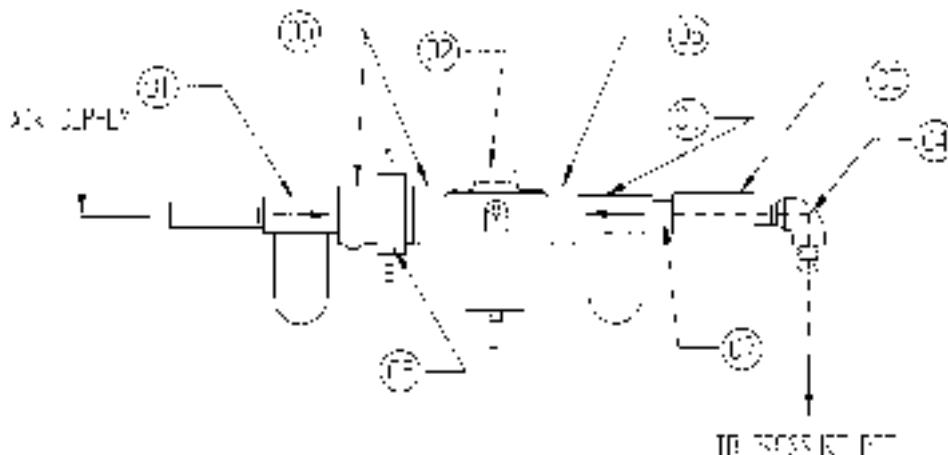
Pressure System Pipe Stream

Item No.	Part No.	Description
1	18-080	Hose, Air 3/4" I.D.
2	16-896	Regulator, Pilot Operated 3/4" FPT
3	16-897	Air Filter 3/4" FPT
4	16-832	Solenoid 3-Port Air/Spring
5	18-111	Tubing 1/4" O.D. Vinyl
6	006271	Valve, Check In-Line
7	012117	Body Connector
8	012119	"T" Block
9	14-320	Nipple, 1/4" Close
10	14-329	Tee, 1/4" Brass
11	14-389	Bushing, 1/4" x 1/8"
12	14-456	Street Ell, 3/4"
13	004623	Fitting, Straight Connector 1/4" x 1/4"
14	003083	Fitting, 90° Elbow Connector 1/4" x 1/4"
15	16-951	Fitting, Straight Connector 1/8" x 1/4"
19	14-326	Tee, 1/8"
20	14-313	Fitting, 1/4"
21	21030	Clamp
22	000738	Hose, 1/4"
23	16-822	Blow Off Nozzle



Air Control Assembly Pressure (012120)

Item No.	Qty.	Description	OWG. No. / Material
01	2	Filter, 3/4"	16-897
02	1	Regulator, 3/4"	16-896
03	1	Check Valve, 3/4"	006271
04	1	Ell, 90° 3/4" MPT x3/4" Barb	012132
05	1	"T" Block	012119
06	3	Body Connector	012117
07	1	Nipple, 3/4"	14-341-B



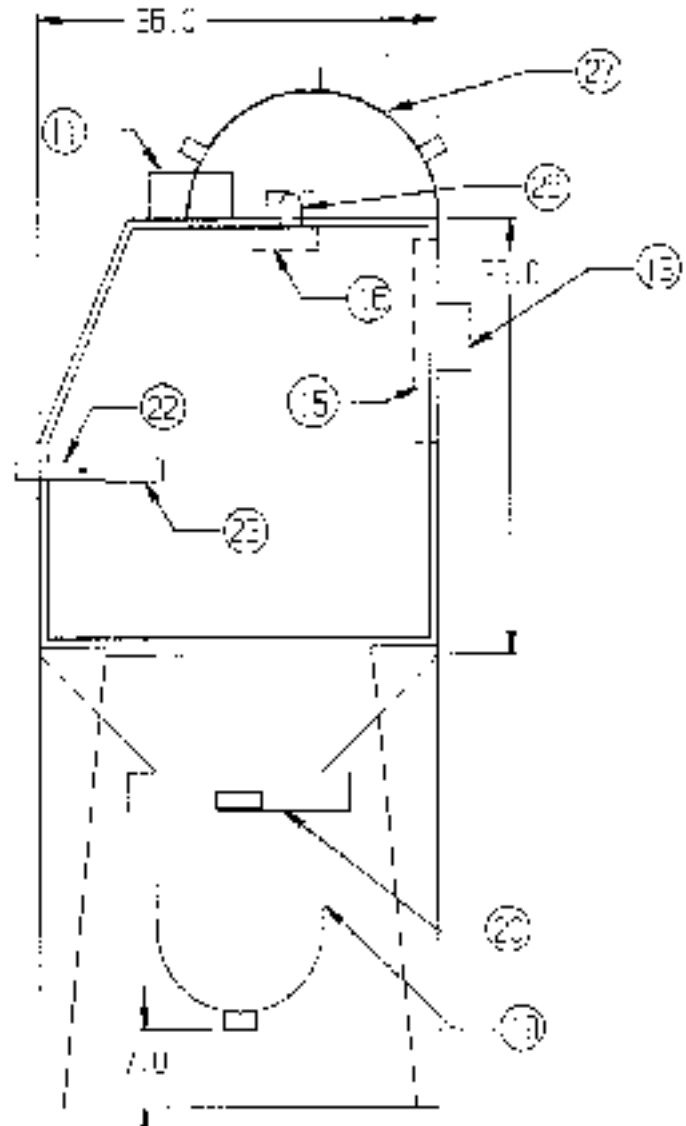
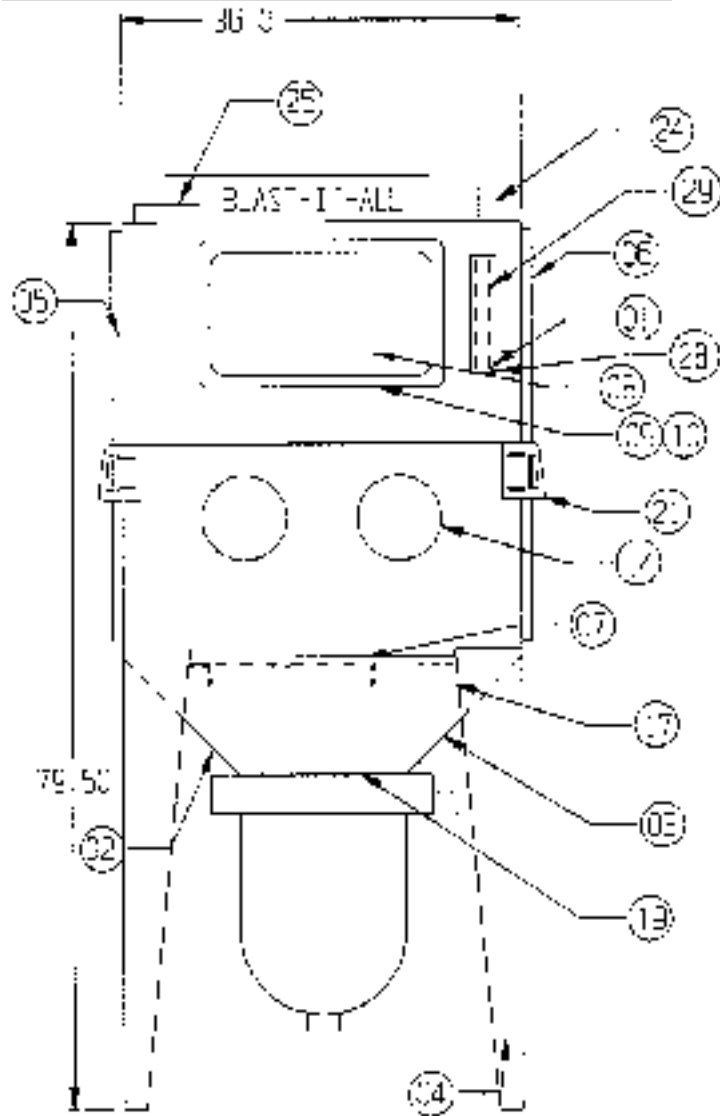


ABC Shot Peener

3636-P Main Assembly

Item No.	Qty.	Description	OWG. No. / Material
01	1	Housing	A239
02	1	Left SUMP	A240-01
03	1	Right SUMP	A240-02
04	4	Leg	A241-01
05	1	Left Door	A242-01
06	1	Right Door	A242-02
07	1	Grate	A128-02
08	1	Window	23-050
09	1	Window Frame	A283
10	5' 2"	Flex Trim W/ Seal	3100-1/8"
11	1	Light Box	B198
12			
13	1	400 Blower Extension	A1032
14	2	Snap-In Glove	Refer To Pg. 43
15	1	Outlet Baffle	A754

16	1	Air Baffle	A320
17	4	Grate Support	A126-10
18	1	1.0 Cu. Ft. Pressure Pot	
19	1	SUMP Flange	A247-01
20	1	Trash Screen	267
21	2	Latch	250-01
22	2	Handle	17001-01
23	2	Grip	17001-03
24	1	Safety Valve Panel	A117
25	1	Control Regulator Panel	A7170
26	2	Striker Plate	0135-16
27	1	Hose Holder	A698-3
28	1	Mylar Dispenser	011190
29	1	Mylar Glass Protector	011191
		Cut Sheet	A248

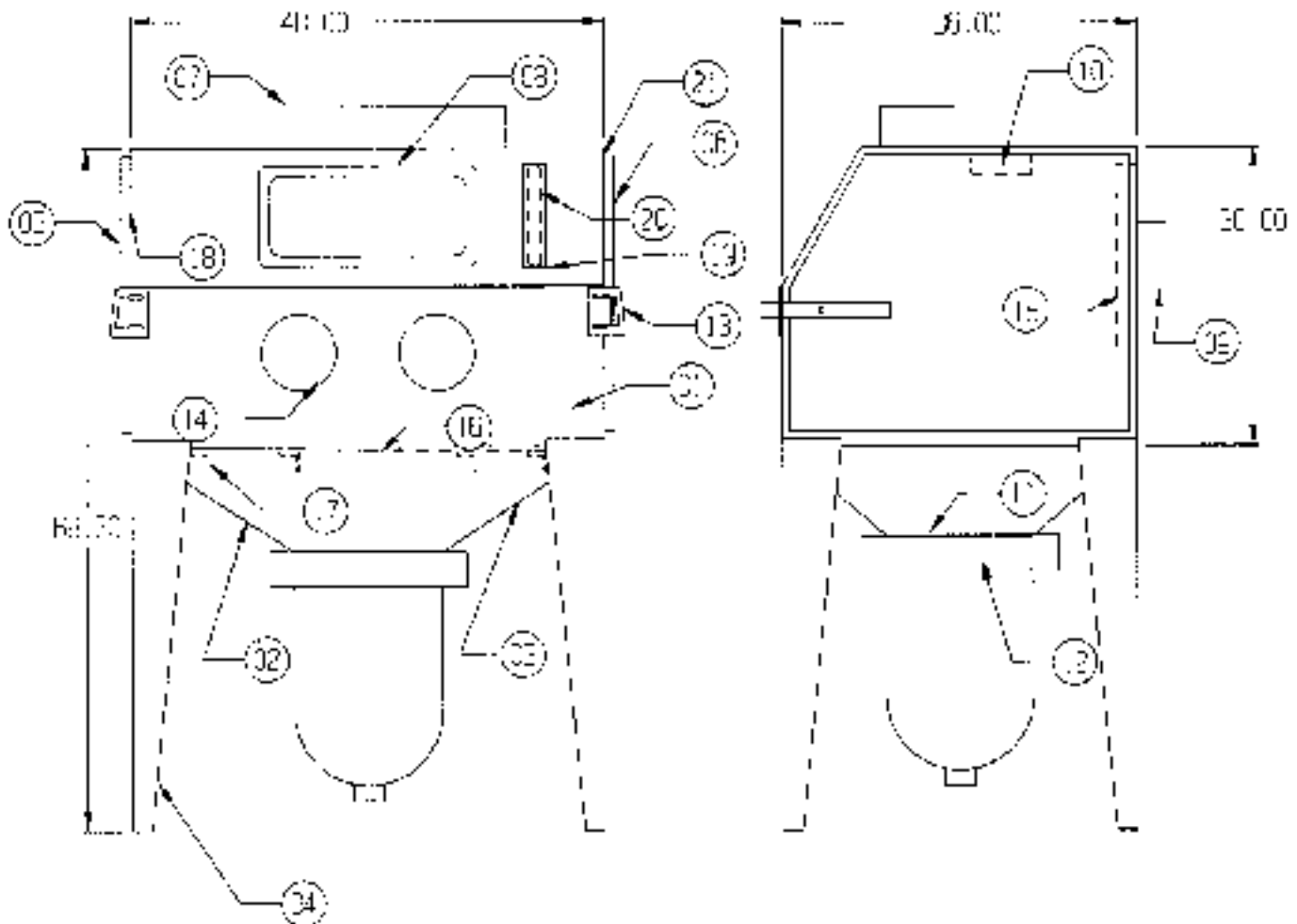




Blast-It-All continued...

4836-P Main Assembly

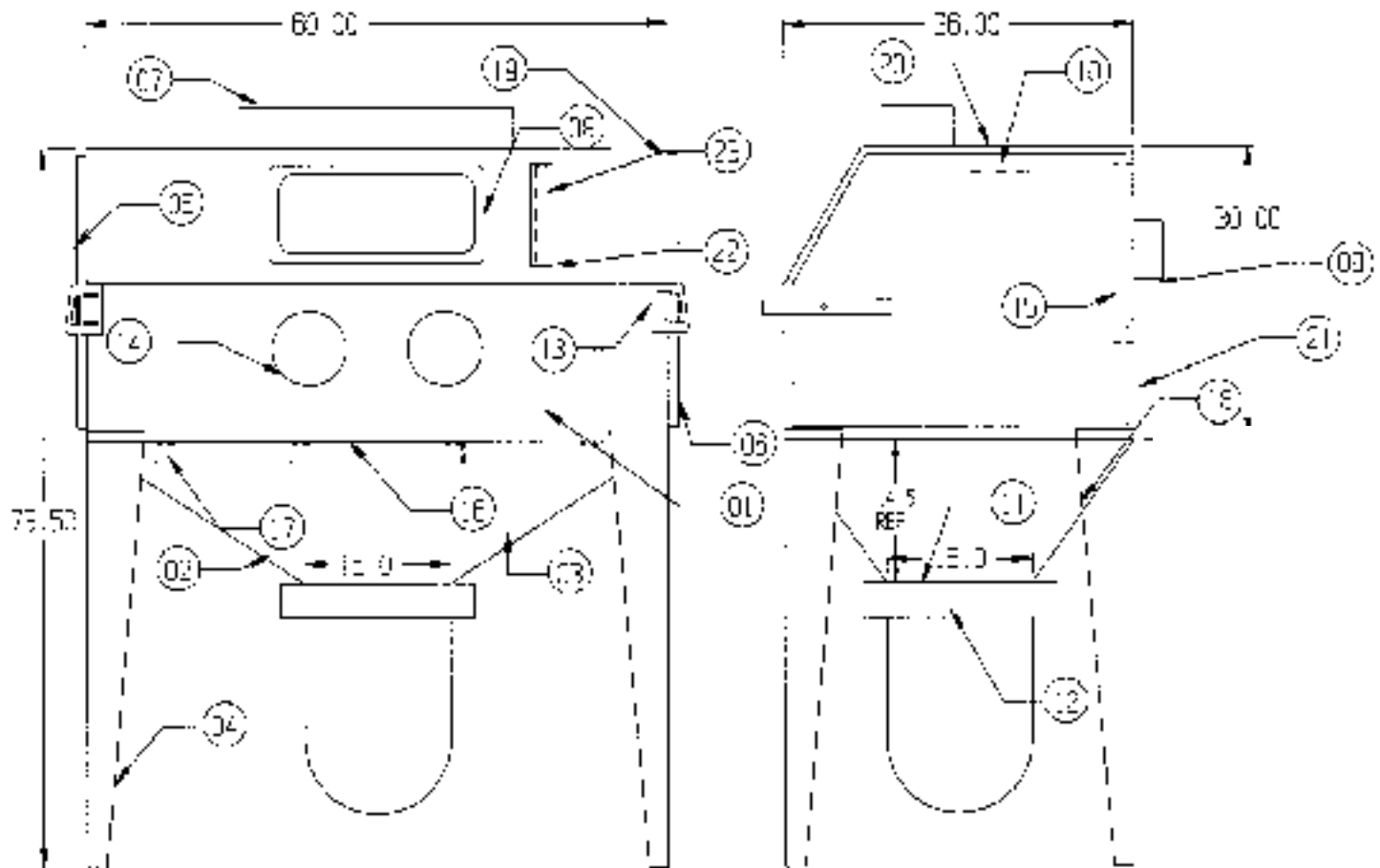
Item No.	Qty.	Description	OWG. No. / Material
01	1	Housing	452
02	1	Left SUMP	A275-01
03	1	Right SUMP	A275-02
04	4	Leg	A241-01
05	1	Left Door	A242-01
06	1	Right Door	A242-02
07	1	Light Box	B169
08	1	Window Assy.	A311
09	1	Flex Hose Adaptor	002028
10	1	Air Baffle	A453
11	1	SUMP Flange	A247
12	1	Trash Screen	A267
13	2	Latch & Handle	A250
14	2	Snap-In Glove	Refer To Pg. 43
15	2	Outlet Baffle	A754
16	1	Grate	A128-S
17	4	Grate Support	A126-13
18	11'	Door Gasket 11' Per Door	24-025-11
19	1	Mylar Dispenser	011190
20	1	Mylar Glass Protector	011191
		Cut Sheet	A458





6036-P Main Assembly

Item No.	Qty.	Description	OWG. No. / Material
01	1	Housing Lower Front	A788
02	1	Left SUMP	A786-01
03	1	Right SUMP	A786-02
04	4	Leg	A791
05	1	Left Door	A792-01
06	1	Right Door	A792-02
07	1	Light Box	B169
08	1	Window Assy.	A311
09	1	Flex Hose Adaptor	A12765
10	1	Air Baffle	A453
11	1	SUMP Flange	A247
12	1	Trash Screen	A267
13	2	Latch & Handle	A453
14	1	Snap-In Gloves	Refer To Pg. 43
15	1	Outlet Baffle	A754
16	1	Grate	A128-15
17	4	Grate Support	A126-13
18	1	Rear SUMP	A787
19	*	Door Gasket	24-025
20	1	Housing Top & Upper Front	A789
21	1	Housing Back	A790
22	1	Mylar Dispenser	011190
23	1	Mylar Glass Protector	011191
		Cut Sheet	A798





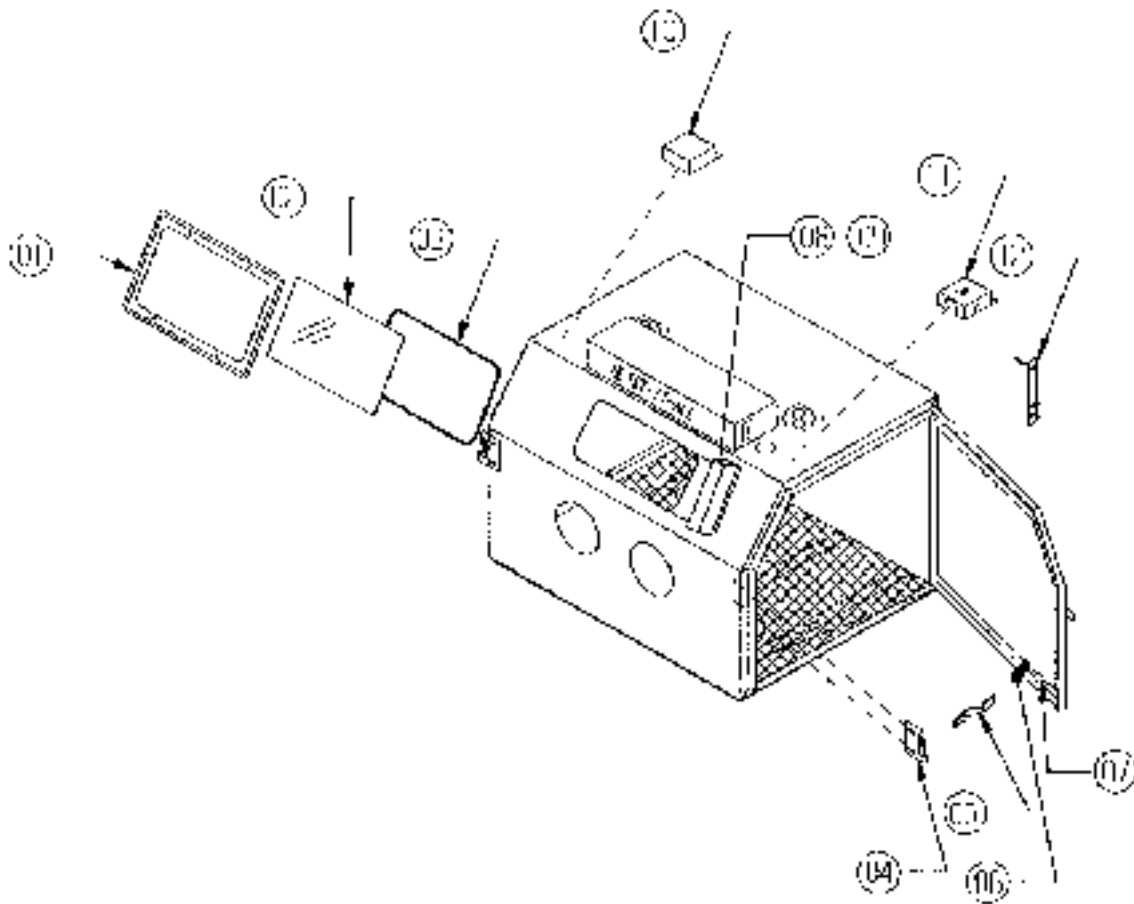
Blast-It-All continued...

Standard Replacement Parts

Item No.	Part No.	Description
1	23-053	Window Frame
2	23-050	Window, Viewing
3	24-059	Window Gasket (Specify Length)
4	15-730	Door Striker (Either Side)
5	15-719	Door Cam (Either Side)
6	15-720	Door Cam Rubber Grip
7	-----	Door Gasket (Refer to Chart #1)
8	011191	Mylar Glass Protector
9	011190	Mylar Holder
10	A117	Safety Valve Panel
11	A7170	Control Regulator Panel
12	A237	Safety Door Control Arm

Chart #1

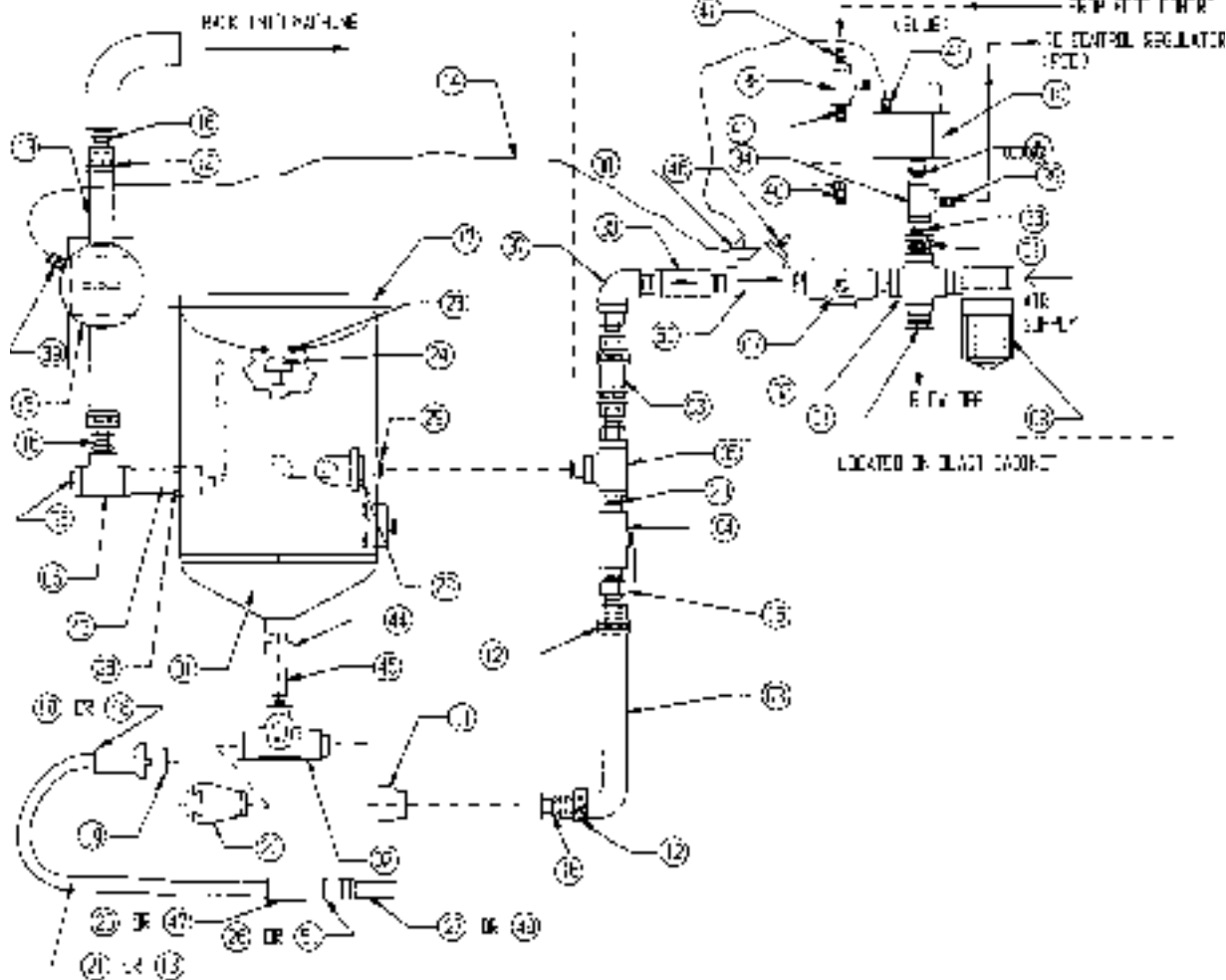
Machine Model	Door Gasket No.
3636	24-025-12'
4836	24-025-13'
6036	24-025-13'





1.0 cu. ft. Pot (CRAB)

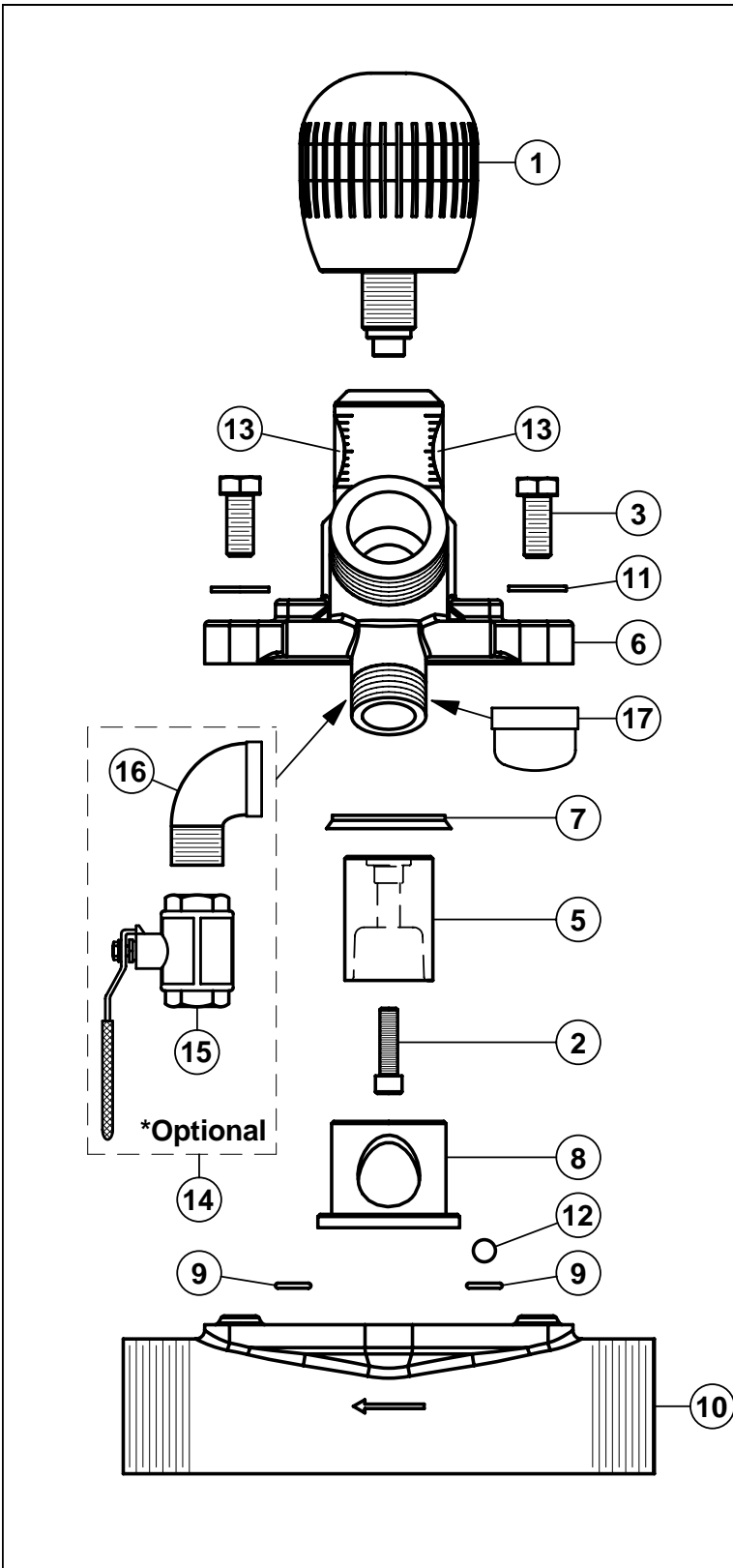
Item No.	Qty.	Description	Part No.				
01	1	Pressure Pot 1 Cu. Ft.	16-935	26	1	Washer, Now 1/2" ID x 1-1/8"	14-144
02	1	Micro Valve	16-878	27	1	Nozzle, 1/4"	20-602
03	*	Hose, Air 3/4" I.D.	18-080	28	2	Bushing, 1" x 3/4"	14-371
04	1	Valve, Ball 3/4"	14-464	29	7	Nipple, Close 3/4"	14-341
05	2	Tee 3/4" 150# MI	14-509	30	1	Valve, Check In-Line	006271
06				31	2	Bushing, 3/4" x 1/4:"	14-396
07	1	Regulator, Pilot Operated 3/4" FPT	16-896	32	1	Cross, 3/4"	14-516
08	1	Air Filter 3/4" FPT	16-897	33	1	Nipple, 1/4" Close	14-320
09	1	Tee	16-950	34	1	Tee, 1/4" Brass	14-329
10	1	Valve 3-Port Air/Spring	16-832	35	1	Bushing, 1/4" x 1/8"	14-389
11	1	Bell Reducer 1-1/2 x 3/4"	006227	36	1	Plug, 3/4"	000835
12	4	Clamp	21-031	37	1	Street Ell, 3/4"	14-466
13	*	Hose, Blast 3/4" ID x 1-1/2" OD Specify Length	18-101	38	1	Tee, 1/8" Brass	14-326
14	*	Tubing 1/4" OD Vinyl Specify Length	18-111	39	2	Fitting, Straight Connector 1/4" x 1/4"	004623
15	1	Pinch Valve Asmb.	16-1015	40	1	Fitting, 90° Elbow Connector 1/4" x 1/4"	003083
16	6	3/4" K.C. Nipple	002834	41	3	Fitting Straight Connector 1/8" x 1/4"	16-951
17	1	Screen Drawer Asmb.	010580	42	1	Nipple, 1/8" Close	001151
18	1	Quick Connect OD 2 Prong AL 1/2" Hose	14-101	43	1	Nipple, 3/4" x 3" LG.	14-520
19	2	Washer, QC & TC	14-107	44	1	Bushing, 2" x 1-1/4"	14-528
20	1	Tank Connect 1-1/4 FPT 2 Prong AL	14-117	45	1	Nipple, 1-1/4" Close	14-350
21	*	Hose, Blast 1/2" ID x 1-1/8 OD Specify Length	18-100	46	1	Muffler, 1/8"	000983
22	1	Purge Adaptor	010077	47	1	Holder, Holder 1-1/4" Threads	14-109
23	1	Seal, Pop-Up	16-707	48	1	Quick Connect Coupling 3/4" Hose	14-102
24	1	Valve, Pop-Up	16-706 U	49	1	Nozzle, 1-1/4" Threads	20-622
25	1	Holder, Nozzle 3/4" Threads	14-108	50	1	Valve, Air 3/4"	14-157
				51	1	Washer, NCW 1" ID x 1-1/2"	14-113



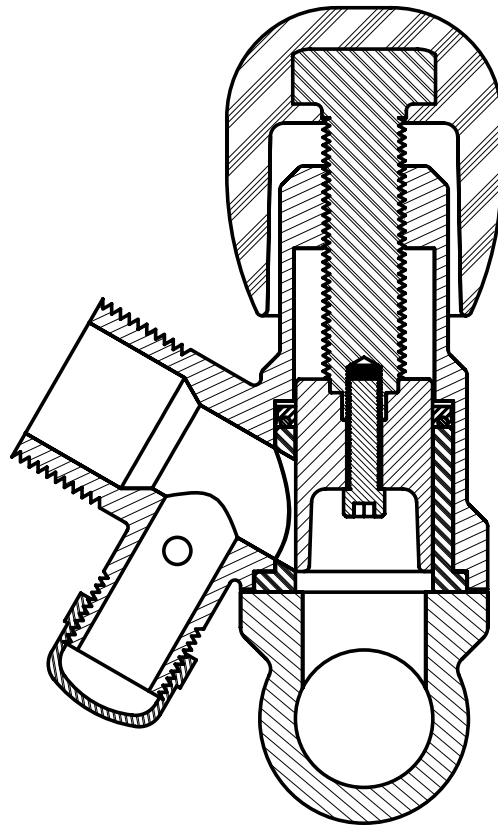


Blast-It-All continued...

Micro Valve



No.	Part No.	Description
	2127-100-98	Replacement Part Kit, Seals Only
	2127-100-99	Replacement Part Kit
1.	2127-000-01	Knob
2.*	7011-005-06O	Socket Head Cap Screw, 5/16" x 1" Lg. Self Sealing
3.	7010-507-06	Hex Bolt, 3/8" x 1" Lg.
5.*	2127-000-05	Plunger
6.	2127-000-06	Body
7.*	2149-500-06	Plunger Seal
8.*	2127-100-08	Polyurethane Sleeve
9.*	2127-000-09	O-Ring
10.	2127-008-10	Base, 1 1/2"
11.	7027-503-02	Flat Washer, 3/8"
12.*	2127-000-12	Ball
13.	2127-000-13	Orifice Indicator Decal
14.	2127-000-14	Cleanout Ball Valve Adder
15.	2401-505	Ball Valve, 3/4" Full Port
16.	3006-105	Street Elbow 90°, 3/4" Galv.
17.	3037-105	Pipe Cap, 3/4" Galv.
* Included In Replacement Part Kit		
+ Included In Replacement Part Kit, Seals Only		

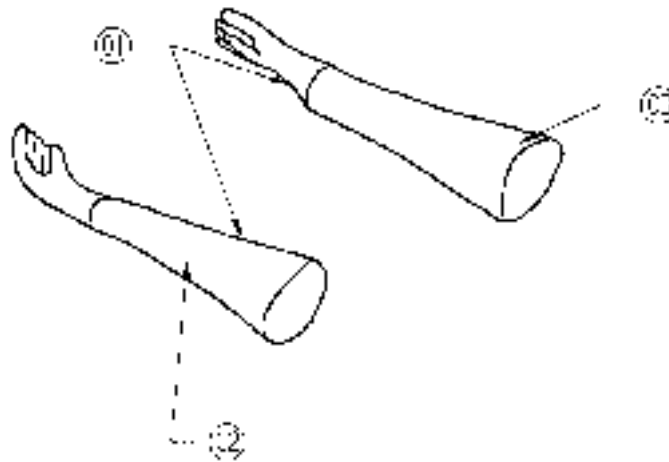




Parts for All Models

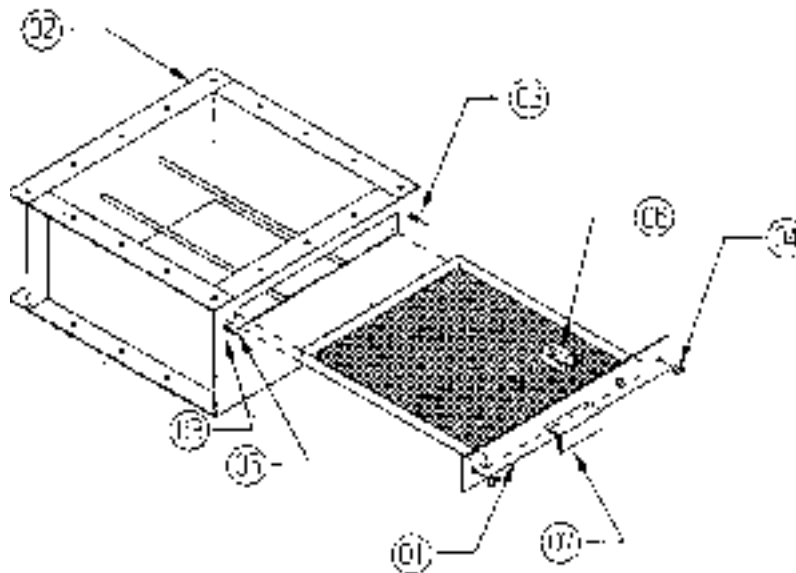
Gloves

Item No.	Qty.	Description	OWG. No. / Material
01	1	Pair Snap-In Gloves	22-110
02	1	Left Glove	22-111
03	1	Right Glove	22-112



Trash Screen (010580)

Item No.	Qty.	Description	OWG. No. / Material
01	1	Drawer Ass'y	A270
02	1	Trash Screen Box Ass'y	A268
03	2	1/4" Self Tapper x 3/4" Long	30-112
04	2	1/4" Wing nut	30-510
05	3 Ft.	1/8" x 3/4" Gasket	24-021
06	1	Vibrator (Optional)	16-919
07	1	Replacement Drawer (3/16" Holes)	010581
08	1	Replacement Drawer (1/4" Holes)	010581-1



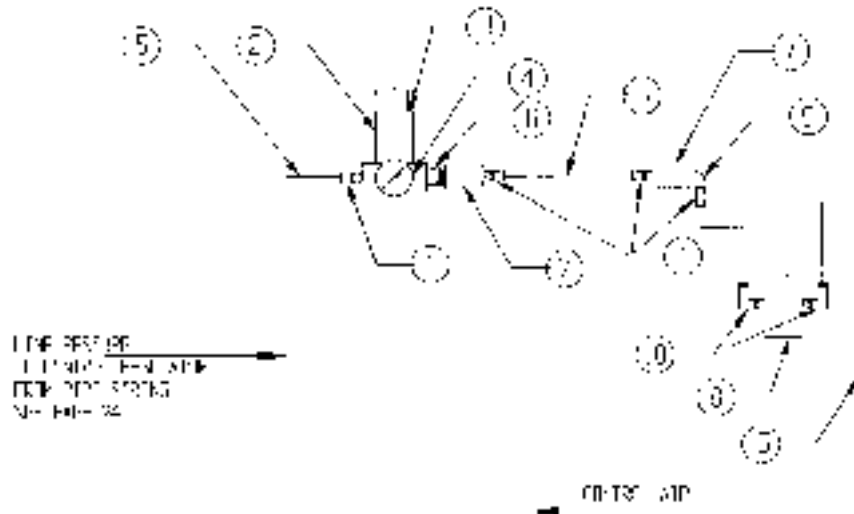


Blast-It-All continued...

Pressure Air Control

Item No.	Part No.	QTY.	Description
1	16-951	5	Fitting 1/4" Tube x 1/8" NPT
2	001564	1	Regulator, 1/8"
3	001564-N	1	Nut for Regulator
4	16-820	1	Gauge, 1/8" Back
5	18-111	*	Tubing 1/4", O.D., Vinyl

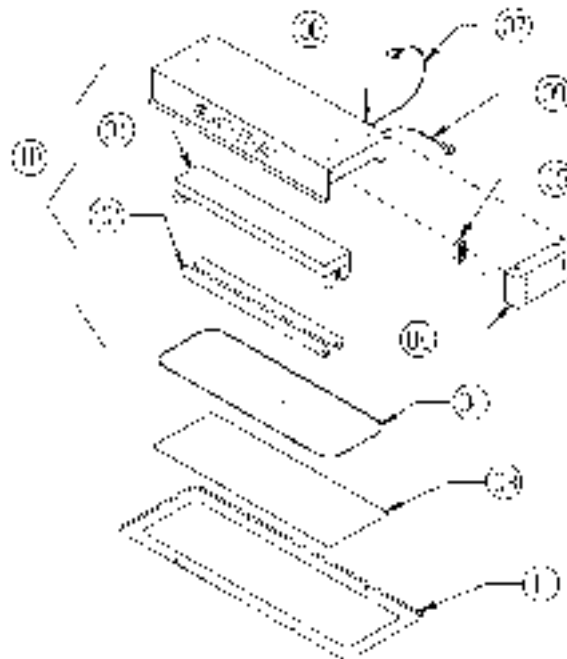
6	002405	1	Close Nipple, 1/8"
7	010600	2	Valve. Air 1/8" 3-Way (Safety Door)
8	003190	1	Valve. Air (Foot Control)
9	001129	1	1/8" Street Ell
10	003083	2	90° Swivel, 1/4" x 1/4"



BIA Light Box

Item No.	Part No.	Description
1	13-533	Fluorescent Fixture, (No Tubes)
2	13-534	24" Fluorescent Tube
3	23-058	Protector, Light
4	23-059	Gasket
5	13-655	Switch

6	13-605	Round Connector
7	13-550	Power Cord, 3 Wire
8	B198-2	Switch Mounting Plate
9	010172F	Cord with Female Plug
10	010801	Complete Light Box (Except 3 & 4 & 11)
11	A506	Light Box Window Frame

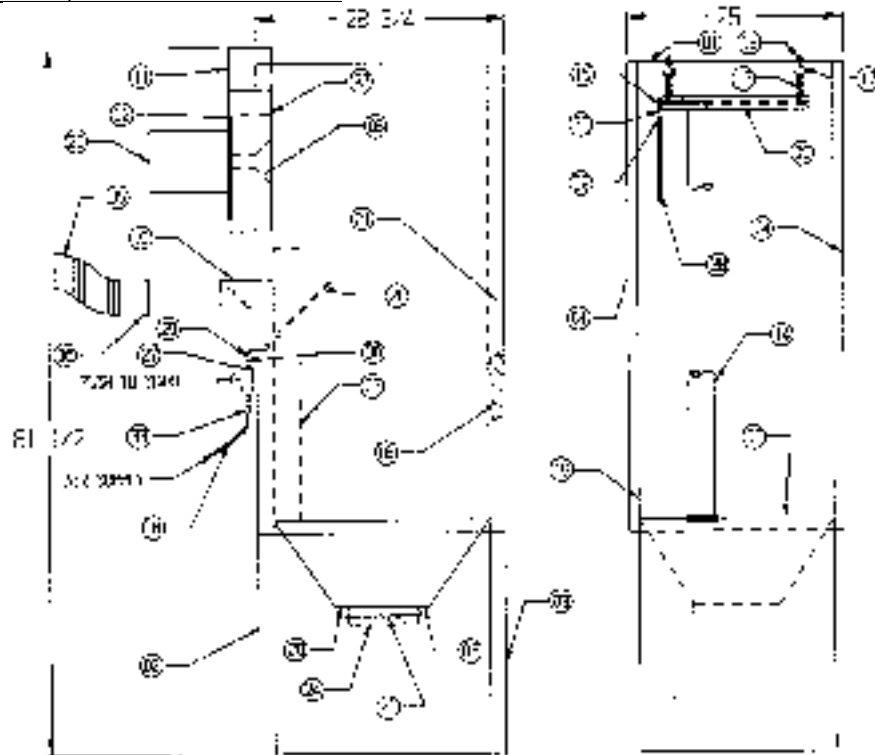




400 & 700 CFM Dust Collector Assembly (D-10)

Item No.	Qty.	Description (400 CFM)	OWG. No./ Material
01	1	Top Plate	A2487-1
02	1	Left Side Panel	A2484-1
03	1	Right Side Panel	A2485-1
04	2	Door Panel	A2486
05	1	Sump Ass'y	A2500
06	1	Spacer	000329
07	1	D-10 Plenum Ass'y	000335
08	1	Blade Ass'y	11-418
09	1	Dust Bag Mount Ass'y	A2501
10	1	Inlet Damper Ass'y (5" Dia.)	19-303
11	1	Blower Housing Ass'y	11-416
12	1	Blower/Motor Plate	11-420
13	4	Spring	15-721
14	25	Dust Bag	11-349
15	1	Shaker	16-919
16	50'	1/2" x 1" Gasket	24-054
17	4	3/16" Eye Bolt	000379
18	8	3/16" Hex Nut	30-500
19	12	1/4" x 1" LG. Rollox	30-148
20	80	1/4" x 3/4" LG. Rollox	30-147
21	6	1/4" Wing Nut	30-510
22	1	400 Adaptor Plate	A1042
23	1	Slide Gate	000324
24	1	Outlet Flange 8" Dia.	000725
26	1	Motor 1/2 Hp - 120V 56C	13-400
27	1	Shaker Valve 1/8"	16-830
28	3'	1/4" Air Hose	18-074
29	2	1/4" Screw Clamps	21-030
30	2	1/8" x 1/4" Hose Barb	14-316
33	1	1/4" x 1/4" MPT Male Connector	16-951
34	6'	1/4" Plastic Hose	18-111
35	5'	Flex Hose (5")	19-094-5
36	2	Screw Clamp	21-035

Item No.	Qty.	Description (700 CFM)	OWG. No./ Material
01	1	Top Plate	A2487-1
02	1	Left Side Panel	A2484-1
03	1	Right Side Panel	A2485-1
04	2	Door Panel	A2486
05	1	Sump Ass'y	A2500
06	1	Spacer	000329
07	1	D-10 Plenum Ass'y	000335
08	1	Blade Ass'y	11-718
09	1	Dust Bag Mount Ass'y	A2501
10	1	Inlet Damper Ass'y (6" Dia.)	000723
11	1	Blower Housing Ass'y	11-716
12	1	Blower/Motor Plate	11-720
13	4	Spring	15-721
14	25	Dust Bag	11-349
15	1	Shaker	16-919
16	50'	1/2" x 1" Gasket	24-054
17	4	3/16" Eye Bolt	000379
18	8	3/16" Hex Nut	000378
19	12	1/4" x 1" LG. Rollox	000377
20	80	1/4" x 3/4" LG. Rollox	000301
21	6	1/4" Wing Nut	000305
23	1	Slide Gate	000324
24	1	Outlet Flange 8" Dia.	000725
26	1	Motor 1 Hp - 110V 56C	13-700
27	1	Shaker Valve 1/8"	16-830
28	3'	1/4" Air Hose	18-074
29	2	1/4" Screw Clamps	000496
30	2	1/8" x 1/4" Hose Barb	14-316
33	1	Male Connector	16-951
34	6'	1/4" Plastic Hose	18-111
35	5'	Flex Hose (6")	19-096
36	2	Screw Clamp	21-036

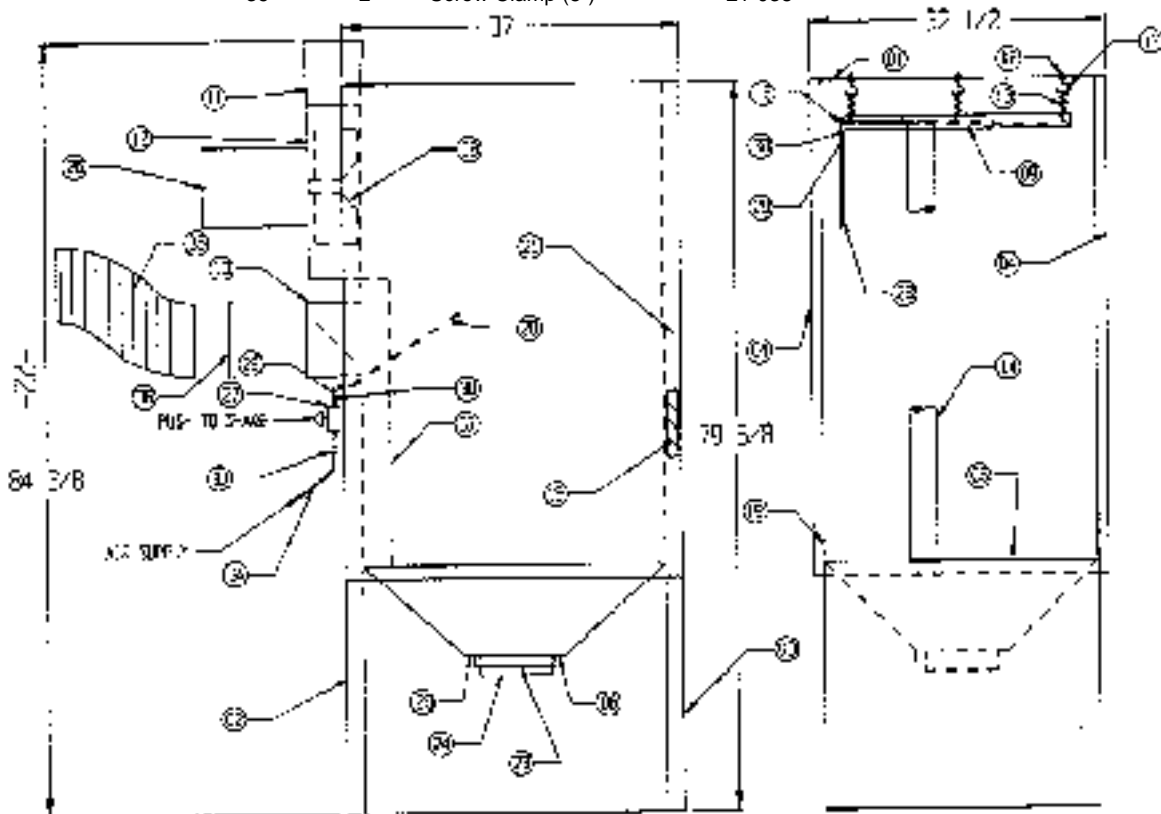




Blast-It-All continued...

900 CFM Dust Collector Assembly (D-20)

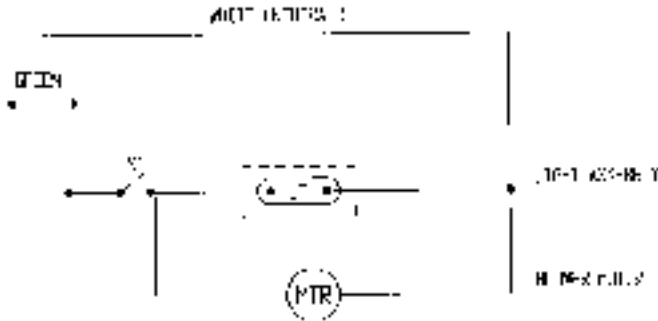
Item No.	Qty.	Description	OWG. No. / Material
01	1	Top Plate	A2494
02	1	Left Side Panel	A2496
03	1	Right Side Panel	A2495
04	2	Door Panel	A2492
05	1	Sump Ass'y	A2506
06	1	Spacer	000329
07	1	D-20 Plenum Ass'y	001051
08	1	Blade Ass'y	11-918
09	1	Dust Bag Mount Ass'y	A2507
10	1	Inlet Damper Ass'y (8" Dia.)	001046
11	1	Blower Housing Ass'y	11-916
12	1	Blower/Motor Plate	11-920
13	6	Spring	000347
14	49	Dust Bag	11-349
15	1	Shaker	16-919
16	50'	1/2" x 1" Gasket	24-054
17	6	3/16" Eye Bolt	000379
18	12	3/16" Hex Nut	000378
19	12	1/4" x 1" LG. Rollox	000377
20	80	1/4" x 3/4" LG. Rollox	000301
21	6	1/4" Wing Nut	000305
23	1	Slide Gate	000324
24	1	Outlet Flange 8" Dia.	000725
26	1	Motor 2 Hp - 220/440V 3PH	13-900
27	1	Shaker Valve 1/8"	16-830
28	3'	1/4" Air Hose	18-074
29	2	1/4" Screw Clamps	000496
30	2	1/8" x 1/4" Hose Barb	14-316
33	1	Male Connector	16-951
34	6'	1/4" Plastic Hose	18-111
35	8'	Flex Hose (8")	19-098
36	2	Screw Clamp (8")	21-038





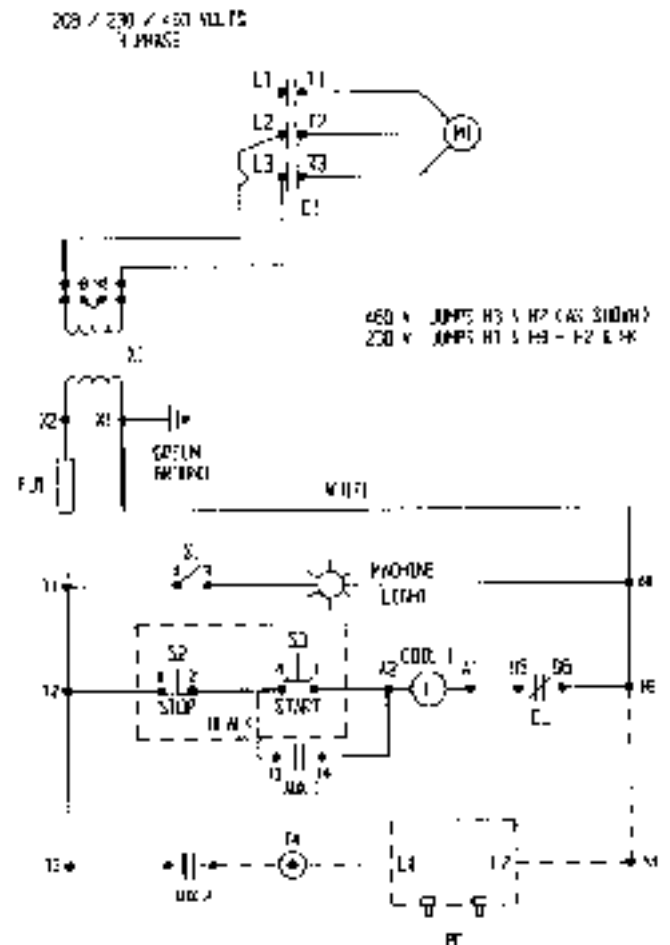
120 V Single Phase Wiring

Switch No.	Function	Part No.
SW1	Machine Light – OFF/ON	13-655
LT	Light Fixture	13-533
MTR	Motor (1 HP Single Phase)	13-700
MTR	Motor (1/2 HP Single Phase)	13-400



Electrical Schematic (208-230/460 3 Phase)

Switch No.	Function	Part No.
S1	Machine Light – OFF/ON	13-655
S2	M1 (Push to Stop)	
S3	M1 (Push to Start) Starts M1	006404
X1	Transformer (250 VA 2 Lights)	000117
X1	Transformer (150 VA 1 Light)	010222
FUI	Fuse	13-101-5A
FH	Fuse Holder	13-101
C1	Contactor	010210-S
OL	Overload (230 V) 2 HP	010223-S
OL	Overload (460 V) 2 HP	011795
M1	Motor (2 HP) 3 PH	13-900
OL	Overload (230 V) 1 HP	010211-S
OL	Overload (460 V) 1 HP	011795
M1	Motor (1 HP) 3 PH	13-701
PC	Pulse Control Board (RPJ Only)	010453
AUX 1	Auxiliary Contact (2 NO)	011720





Econoline Cabinets Dust Collectors

400-PT Reclaim D/C

Height	Width	Depth	Approx. Weight	Mfg. Number
72"	50"	24"	345 lbs	101767PT-4
Vac. Hose Diameter		Vac. Hose Length	CFM	HP
4"		6' and 10'	400	1/2

The 400-PT Reclaim Dust Collector provides 400 CFM and is both an abrasive reclaimer and dust collector, separating usable media from dust and other foreign materials. The front access door is 12" wide by 21 3/4" tall, and the hopper trap door allows for easy dust removal. An easily replaced cartridge



filter comes with model shown as well as an air actuated vibrator for filter cleaning and a 9" direct drive pressure blower. A 600 CFM model is also available.

400 EB Reclaim D/C

Height	Width	Depth	Approx. Weight	Mfg. Number
66"	40"	24"	175 lbs	101768EB-4
Vac. Hose Diameter		Vac. Hose Length	CFM	HP
4"		10'	400	1/2

The 400 EB Reclaim Dust Collector is a 400 CFM external bag media reclaimer with a large external dust bag and 1/2 hp motor standard. The removable filtering system is easy to change and makes maintenance of this model easy. The 600 CFM model (Mfg. Number 101768EB-6)



has standard 1 hp motor for even more power in your workshop. Please see the Econoline Master Product Chart on the inside cover.

400 D/C

Height	Width	Depth	Approx. Weight	Mfg. Number
72"	26"	20"	180 lbs	101716GY-4C
Vac. Hose Diameter		Vac. Hose Length	CFM	HP
4"		10'	400	1/2

Econoline's 400 CFM Dust Collector features an easy to replace cartridge style filter. This design permits maximum air flow while reducing the likelihood of filter clogging. It also has a 12" x 21 3/4" access door and hopper trap door for easy dust removal. A 600 CFM model is also available, and both the 400 and 600 CFM models are available in a bag style dust collector with manual shaker. See the Econoline



100 CFM D/C Bag Style

Height	Width	Depth	Approx. Weight	Mfg. Number
59"	15" Diameter	40 lbs		201768G-B5
Vac. Hose Diameter		Vac. Hose Length	CFM	
2 1/2"		5'	100	

The 100 CFM Bag Style dust collector is an efficient and safe solution to your dust collection needs. It returns filtered air to the room, and features a self-cleaning feature in the bag. The 50 micron polyfelt bag filter can be laundered. Fabricated of 24 gauge steel, this unit requires limited maintenance.



The 201768G-B10 model (not shown) comes with 10' vacuum hose standard.



150 CFM D/C Whisper Vac

Height	Width	Depth	Approx. Weight	Mfg. Number
65"	15" Diameter		65 lbs	202672-A
Vac. Hose Diameter	Vac. Hose Length	CFM	HP	
2 1/2"	5'	150	1/2	

The 150 CFM D/C Whisper Vac earns its name! At less than 85db at 12 inches, this model is the choice for the shop where noise reduction is an important feature.

The Whisper Vac also offers higher efficiency than 100 CFM models and is a smart upgrade for businesses looking for a longer term dust collector investment. The 50 micron polyfelt bag filter is easily laundered and replaced.



100 CFM D/C Cartridge

Height	Width	Depth	Approx. Weight	Mfg. Number
28"	18" Diameter		35 lbs	201768GY-C5
Vac. Hose Diameter	Vac. Hose Length	CFM		
2 1/2"	5'	100		

The 100 CFM Cartridge Dust Collector is the workhorse of the family. This lower profile, low maintenance, high efficiency machine has a .5 micron cartridge filter and is 99.9% efficient. Model 201768GY-C10 (not shown) comes with a standard 10" hose.



Choosing the Right Dust Collector

Econoline's dust collector system is designed for the removal of dust and dirt particles created while blasting within a cabinet. In operation, the collector draws dust and dirty air from the cabinet into the canister, where the heavier particles are deposited into the bottom of the housing. The air is drawn through the filter, which removes the finer dust particles. Filtered air is returned to the room. The dust collector you choose should match the work that you're doing at your facility.

Keep in mind that blast cleaning is by its very nature a dusty process, and the primary function of the dust collector is to maintain visibility while blasting by exchanging the air in the cabinet. To maintain this level of visibility, a dust collector should provide 6 to 8 air changes per minute. Econoline's bag style dust collector filters at 50 microns, and cartridge style dust collector filters are 99.98% efficient, filtering .5-micron particles.

Primary considerations in choosing the right dust collector include noise, usage – at a time and over time, cost, maintenance, filtration, and operating area (how large, how clean, how humid and what sort of ventilation is available).

For high volume production work, we recommend the use of a reclaim system. The Econoline abrasive reclaim system provides the removal of dust and dirt like a dust collector while also centrifugally separating broken down blast media, dust and foreign material from usable blast media, utilizing a direct drive pressure blower. This allows for less media waste and for prolonged media life. Reclaim systems require the addition of a pickup tube to the cabinet hopper.

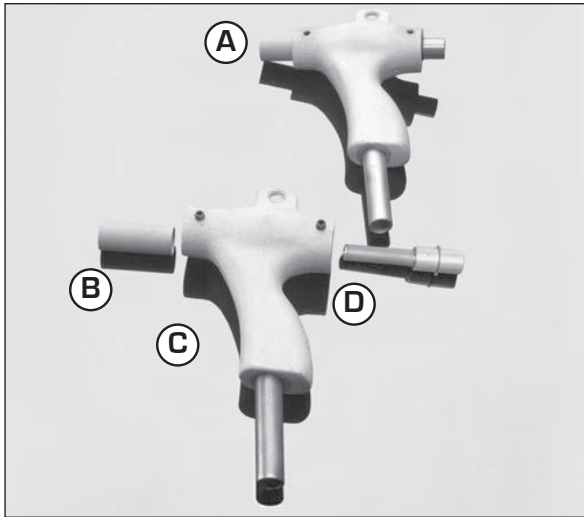


Econline continued...

Gun Assemblies


45 CFM Pistol Grip

	Mfg. Number	Description
A	201542	45 CFM Pistol Grip Complete
B	410209	45 CFM Carbide Nozzle 7/16" I.D.
C	201775	25/45 CFM Gun Body Only
D	201541	45 CFM Air Jet Assembly



25 CFM Gun


	Mfg. Number	Description
A	201381	25 CFM Gun Assembly Complete
B	201382	25 CFM Carbide Nozzle 5/16" I.D.
C	201757	25 CFM Gun Body Only
D	201383	25 CFM Air Jet Assembly 5/32" I.D.



A Boron Carbide nozzle Mfg Number 410207 is also available [not shown].


25 CFM Pistol Grip

	Mfg. Number	Description
A	201540	25 CFM Pistol Grip Complete
B	201382	25 CFM Carbide Nozzle 5/16" I.D.
C	201775	25/45 CFM Gun Body Only
D	201851	25 CFM Air Jet Assembly



12 CFM Gun

	Mfg. Number	Description
A	201379	12 CFM Gun Assembly Complete
B	410201	12 CFM Carbide Nozzle 1/4" I.D.
C	201756	12 CFM Gun Body Only
D	201394	12 CFM Air Jet Assembly 1/8" I.D.




A Boron Carbide nozzle Mfg Number 410208 is also available [not shown].




Pistol Grip Trigger

	Description	Mfg. Number	
A	Full Assembly	12 CFM Tungsten Carbide Nozzle	201647
		12 CFM Ceramic Nozzle	201788
		25 CFM Ceramic Nozzle	201789
B	Nozzle	12 CFM Ceramic	201790
		25 CFM Ceramic	201791
		12 CFM Steel	497055
		25 CFM Steel	497061
		12 CFM Tungsten Carbide	497010
		25 CFM Tungsten Carbide	497060
C	Nozzle Holder	12 & 25 CFM Trigger Gun	410535A
D	Air Jet	12 CFM 1/8 I.D.	410537
		25 CFM 5/32 I.D.	410538
E	Washer - Air Jet Seal	12 & 25 CFM Trigger Gun	410536




The Pistol Grip Trigger is the standard gun for Budget Blast Models and the ESB 007 Portable unit



Air jet detail

6 CFM Gun

	Mfg. Number	Description
A	201538	6 CFM Gun Assembly Complete
B	410200	6 CFM Carbide Nozzle 1/8" I.D.
C	410101	6 CFM Gun Body with hose barb
D	201539	6 CFM Air Jet 1/16" I.D.



Pencil Gun

	Mfg. Number	Description
Not Shown	410250	Gun Assembly 1/16" Tip
Shown	410253	Gun Assembly 1/8" Tip

The Econoline Pencil Gun allows users to finish smaller parts. The pencil gun has a 5 foot flexible hose for easy maneuverability. Abrasive flow is controlled by a thumb screw on the flow control assembly. Offered in 1/16" and 1/8" Tip Gun



Assembly options. Also available with the following nozzle options: 1/16" carbide (Mfg. Number 410251), 1/16" flat tip (Mfg. Number 410252) and 1/8" carbide (Mfg. Number 410263).



CLEMTEX

Houston Office
 248 McCarty Dr.
 P.O. Box 15214
 Houston, TX 77220-5214
 (713) 672-8251
 Fax (713) 672-6336

Econoline continued...

Dust Blow Off Gun

Mfg. Number	Approx. Weight
201749	2 lbs

The Dust Blow Off Gun from Econoline cleans projects of dust and debris, right inside your blast cabinet. The gun mounts on the side of the blast cabinet and connects directly to the air supply. The Dust Blow Off Gun is excellent for detail work and finishing. Individual replacement components are also available.




Ceramic Nozzles

Mfg. Number	I.D.
448847	1/4"
448848	3/16"
448849	3/32"
448850	5/16"
448851	5/32"
448852	3/8"
448857	1/8"



Tungsten Carbide Nozzles, Holder and Hose



	Mfg. Number	Description
A	416529	1/8" I.D. Carbide Nozzle
	416530	3/16" I.D. Carbide Nozzle
	416531	1/4" I.D. Carbide Nozzle
	416532	5/16" I.D. Carbide Nozzle
	416533	1/16" I.D. Carbide Nozzle
	416534	3/32" I.D. Carbide Nozzle
B	410461	Nozzle Holder
C	413411	1 1/8" O.D. Media Hose

All Econoline direct pressure cabinets include the 1/8" I.D. nozzle, holder and media hose.



Media Delivery

Air Line Filter

Mfg. Number	Port Size	Bowl Options	Elements
411119	3/4"	Polycarbonate Metal Bowl guard/twist drain	40 micron
411136	3/8"	Polycarbonate Auto Drain	40 micron
411151	1/2"	Polycarbonate Metal Bowl guard/twist drain	40 micron

Econoline strongly suggests that the operator have a water/air separator installed in front of the regulator to assure that no moisture enters the system. This ensures a clean, dry flow of air to your blast cabinet and promotes a consistent and even flow from your nozzle. Moisture may lead to clogging of the abrasive media. A unique deflector plate and shroud creates a swirling of the air stream and ensures maximum separation of dirt and water. The Air Line Filter is especially recommended for humid climates.



Piggy Back Filter/Regulator

Mfg. Number	Specs
411133	3/8" for ESB-007
411145	1/2" for EC-90 R



Universal Siphon Tube

Mfg. Number	Approx. Weight
201785	2 lbs

The Universal Siphon Tube is positioned in the bottom of a cabinet hopper and pulls media into the Media Hose, and thus into the nozzle. In siphon systems, this is how the media moves from the hopper to the hose. For more information, please refer to the diagram on page 9.



Clear Abrasive Hose

Mfg. Number	Approx. Weight
413403	1/4 lbs

The Clear Abrasive Hose connects the Universal Siphon Tube and the nozzle. This hose has 5/8" I.D. and is sold by the foot. For more information, please refer to the diagram on page 9.






Econoline continued...

Media Delivery System

	Deluxe Plus (pictured)*	Deluxe	Basic Plus	Basic
Components Included:	101804-A	101803-A	101802-A	101801-A
12 CFM Tungsten Carbide Gun Assembly	X	X	X	X
Universal Siphon Tube	X	X	X	X
Hoses and connectors	X	X	X	X
Regulator and Gauge Kit	X	X	X	
Foot pedal	X	X		
Door Safety Switch	X			
Approx. Weight	12 lbs	12 lbs	10 lbs	6 lbs

Upgrade your blast cabinet with a smooth flowing Econoline Media Delivery System. The Basic Delivery System kit includes a 12 CFM Tungsten Carbide Assembly, a Universal Siphon Tube, and all hoses and connectors. The Deluxe Delivery System Kit includes all the items in the Basic Media Delivery Kit plus a Regulator and Gauge Kit. Foot pedal and Door Safety Switch options are also available for added functionality and safety.



Media Valve

Mfg. Number	Approx. Weight
411128	2 lbs



Used on the EC-90 R, constructed of steel.

HD Media Valve

Mfg. Number	Approx. Weight
411160	1 lb



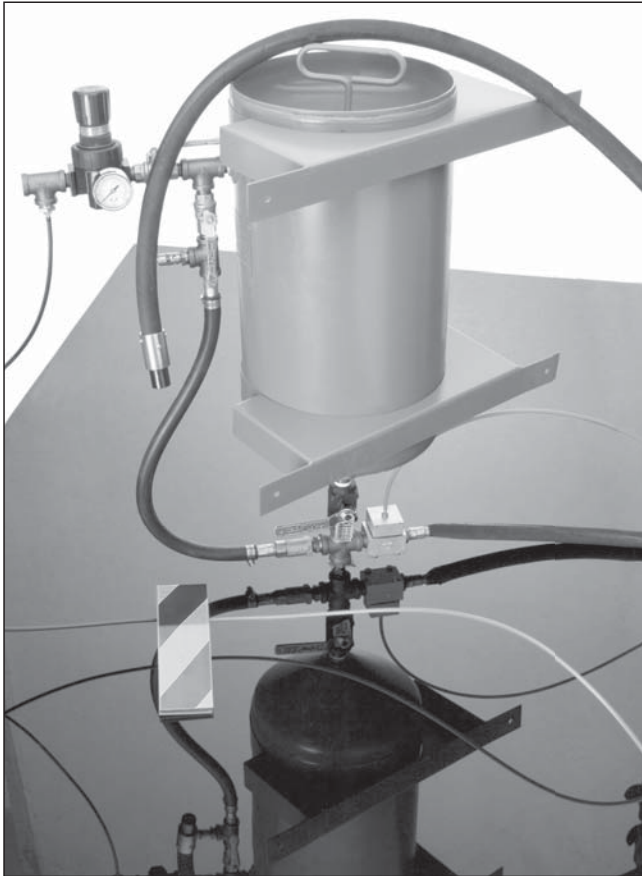
Used on the 36-1 DP, constructed of aluminum.



Retrofit Kit


Mfg. Number	Approx. Weight
201962	81 lbs

The Econoline Retrofit Kit converts the 36-1 from a siphon system to a direct pressure system. The kit mounts to the outside of the cabinet and assembly is required.



Gun Mounting Bracket

Mfg. Number	Approx. Weight
101841-A	2 lbs



Bracket with gun in place

The Gun Mounting Bracket provides that 'extra hand' users need to hold projects, leaving both hands of the operator free to maneuver the work. Gun Mounting Brackets can be mounted on the wall or ceiling inside any Econoline

blast cabinet. Blast Gun can be easily put in or removed from the bracket. Telescopic functionality is designed to provide easy length adjustment, from 7 3/4" to 12 3/4", with rotation of 360 degrees.




Econoline continued...

Replacement Parts

Cartridge Filters


	Mfg. Number	Approx. Weight
A	495114	9 lbs
B	495171	4 lbs

The Econoline Cartridge Filter has been tested to be 99.9% efficient, filtering .5 microns. The Cartridge Filter is manufactured from cellulosic filter media with corrugation designed for dust collection applications requiring high collection efficiency and minimum air restriction. The cartridge style air filter is also easy to replace. Small filter fits 100 CFM Cartridge D/C and ESB 007. Large filter fits 400 and 600 CFM Cartridge D/C.



100 CFM D/C Motor

Mfg. Number	Approx. Weight
414414	5 lbs



Dust Collector Bag


Mfg. Number	Approx. Weight
414436	2 lbs

The Dust Collector Bag from Econoline is made of dense poly-felt, which is rated at 10 microns (95% efficient). It's standard equipment on the 100 CFM Bag Dust Collector, as seen on page 12 and the 150 CFM D/C Whisper Vac. When the unit is powered off, the sewn-in weight at the bottom of the bag drops, shaking up the built up dust from the bag each time the collector motor is shut off.



1/2 & 1 HP Motors

HP	Mfg. Number	Approx. Weight
1/2	414500	19 lbs
1	414501	36 lbs



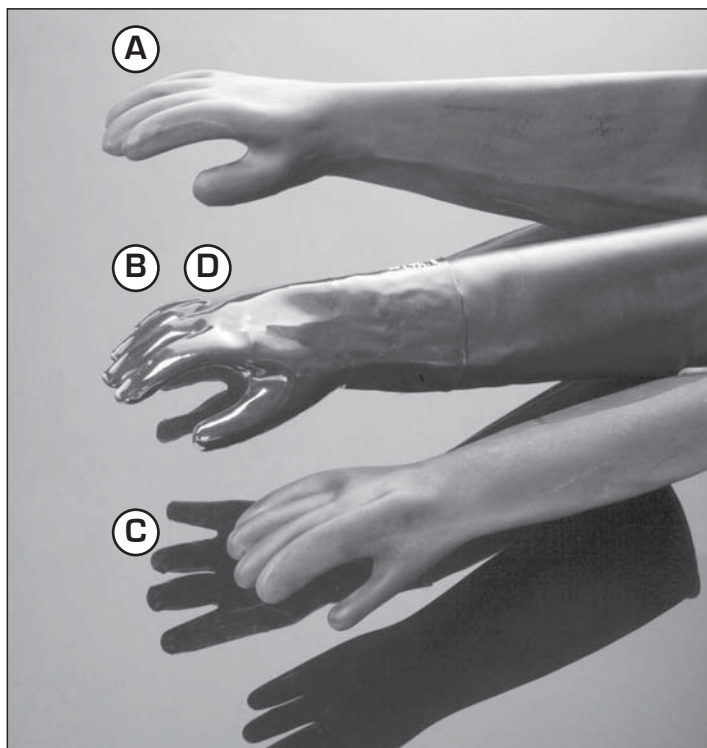
1/2 HP fits 400 and 150 CFM Dust Collectors; 1 HP fits 600 CFM dust collectors



Replacement Gloves

	Mfg. Number	Description
A	412402	Gloves 24" x 6" Seamless Rubber Pair for DP units
B	412007	Gloves 33" x 7" Pair for 40 x 40 and up
C	412001	Gloves 18" x 5" Pair for Mini Bench only
D	412002	Gloves 24" x 6" Pair for 24-0 through 48-2

Econline's gloves are designed to withstand the harsh environment within a blast cabinet. Gauntlet-style gloves are manufactured of reinforced neoprene and vinyl, with a cotton lining. Econline also offers natural rubber gloves, which are comfortable and aid in eliminating static shock as well as providing superior flexibility and feel. Gloves are available in seamless and/or cotton lined models where indicated. All Econline gloves provide excellent durability and functionality.



Replacement Gloves

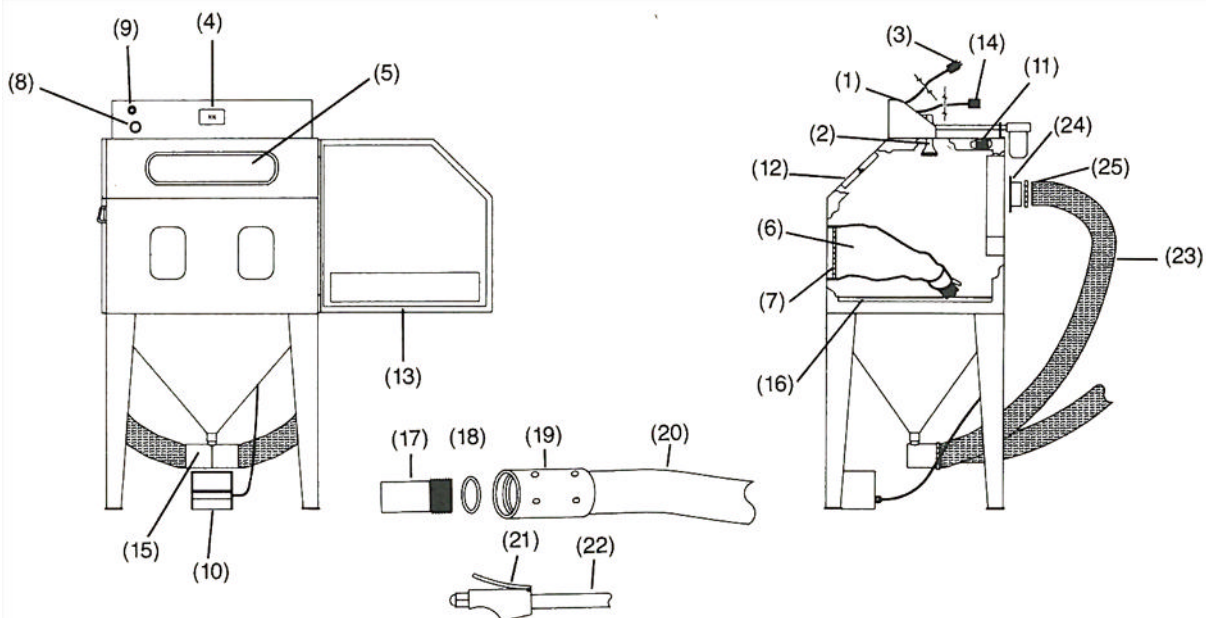
Mfg. Number	Size (Length/Armport)	Description
412001	18" X 5"	Pair; Seamless Rubber
412402	24" X 6"	Pair; Seamless Rubber - Cotton Lined
412402-L	24" X 6"	Left; Seamless Rubber - Cotton Lined
412402R	24" X 6"	Right; Seamless Rubber - Cotton Lined
412002	24" X 6"	Pair; Neoprene/Vinyl - Lined
412003L	24" X 6"	Left; Neoprene/Vinyl - Lined
412003R	24" X 6"	Right; Neoprene/Vinyl - Lined
412004	24" X 7"	Pair; Neoprene/Vinyl - Lined
412019L	24" X 7"	Left; Neoprene/Vinyl - Lined
412019R	24" X 7"	Right; Neoprene/Vinyl - Lined
412007	33" X 7"	Pair; Neoprene/Vinyl - Lined
412008L	33" X 7"	Left; Neoprene/Vinyl - Lined
412008R	33" X 7"	Right; Neoprene/Vinyl - Lined
412005	24" X 8"	Pair; Neoprene/Vinyl - Lined
412020R	24" X 8"	Right; Neoprene/Vinyl - Lined
412020L	24" X 8"	Left; Neoprene/Vinyl - Lined
412009	33" X 8"	Pair; Neoprene/Vinyl - Lined
412010R	33" X 8"	Right; Neoprene/Vinyl - Lined
412010L	33" X 8"	Left; Neoprene/Vinyl - Lined
412403	32" X 9"	Pair; Seamless Rubber - Cotton Lined
412403R	32" X 9"	Right; Seamless Rubber - Cotton Lined
412403L	32" X 9"	Left; Seamless Rubber - Cotton Lined
412011	33" X 9"	Pair; Neoprene/Vinyl - Lined
412012R	33" X 9"	Right; Neoprene/Vinyl - Lined
412012L	33" X 9"	Left; Neoprene/Vinyl - Lined



A-BEC Cabinets

Model PDH and PDC – Pressure Cabinets

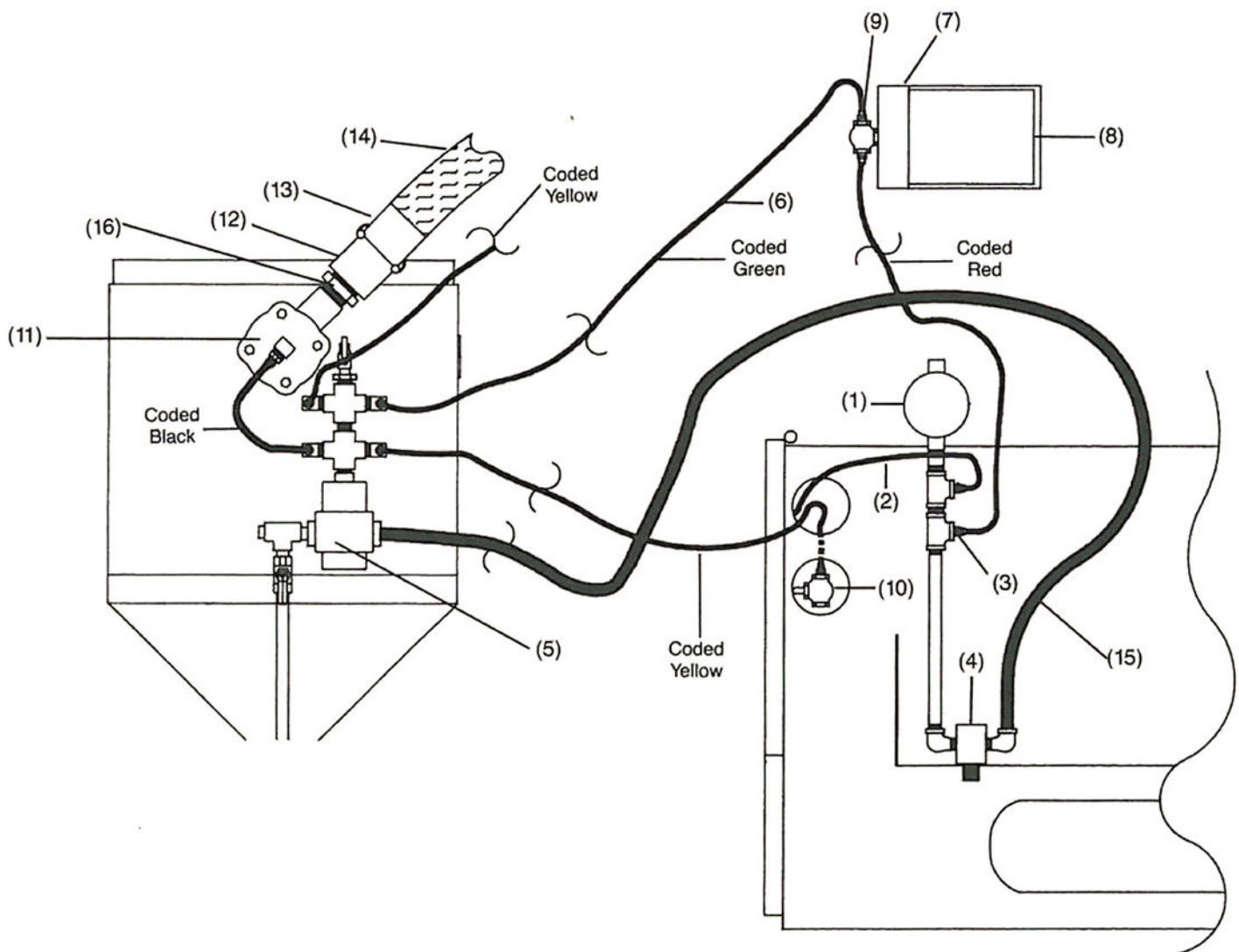
ITEM	DESCRIPTION	STOCK NO.	ITEM	DESCRIPTION	STOCK NO.
1.	Light Fixture (Each)	270-1047	—	Cabinet Work Floor, 60×48	270-3139
2.	Floodlight – 150 Watt (each)	465-2625	—	Cabinet Work Floor, 60×60	270-3052
3.	Male Plug, 20 amp, (Power Source Plug)	465-2666	—	Cabinet Work Floor, 72×36	270-2790
4.	Motor and Light Switch (specify cabinet model)	270-1048	17.	Nozzle, ATS-3, 3/16"×1 ³ / ₁₆ " Tungsten	200-0023
5.	Safety View Window, 24"×9"	270-2613	—	Nozzle, ATS-4, 1/4"×1 ³ / ₁₆ " Tungsten	200-0024
6.	Neoprene Gloves and Sleeves (set)	270-1050	—	Nozzle, ATS-5, 5/16"×1 ³ / ₁₆ " Tungsten	200-0025
7.	Glove Clamp, 10"	276-2667	—	Nozzle, BTS-3, 3/16"×2", Boron Carbide	202-3147
8.	Pressure Regulator and Nut	176-1143	—	Nozzle, BTS-4, 1/4"×2", Boron Carbide	202-3136
9.	Regulator Gauge	231-0427	—	Nozzle, BTS-5, 5/16"×2", Boron Carbide	202-3149
10.	Foot Pedal w/ 1/4" Air Valve	270-2697	18.	Nozzle Gasket, ANW-1	190-0607
11.	Pneumatic Safety Door Interlock Valve	270-2635	19.	Nozzle Holder, AHE-0	185-0500
12.	Inner Window Frame	270-2620	20.	1/2" I.D. Abrasive Blast Hose	195-2120
13.	Foam Tape, per foot, specify length	270-2646	21.	Air Blow Gun	270-1038
14.	Female Twist-lock Plug, 20 amp, (dust collector plug)	465-2746	22.	Air Hose, Blow Off Gun	270-2757
15.	Dry-Hone "V" Tube	270-2835	23.	Flex Duct Hose, 4" (Specify Length)	276-1059
16.	Cabinet Work Floor, 24×24	270-3050	24.	Adaptor Plate, 4"	270-2759
—	Cabinet Work Floor, 36×30	270-2763	25.	Hose Clamp, 4 ¹ / ₂ "	276-1693
—	Cabinet Work Floor, 36×36	270-3051	—	Switch, DPST, 220 Volt	465-2974
—	Cabinet Work Floor, 48×30	270-2764	—	Male Plug, 220 Volt, 20 amp	465-3151
—	Cabinet Work Floor, 48×36	270-2765	—	Door Handle	270-2632
—	Cabinet Work Floor, 48×48	270-2772			
—	Cabinet Work Floor, 60×36	270-2766			





Air Control Assembly

ITEM	DESCRIPTION	STOCK NO.	ITEM	DESCRIPTION	STOCK NO.
1.	Air Line Filter, 1"	175-0317	8.	Foot Pedal Only	270-1459
2.	Air Hose, Blow Off Gun	270-2757	9.	Air Valve, 1/4", 3 way	270-2698
3.	Fitting, 0.030" Orifice	460-1822	10.	Pneumatic Safety Door Interlock . . .	270-2635
4.	Pressure Regulator and Gauge Assembly, 3/4"	176-1143	11.	Diaphragm Outlet Valve Assembly . .	352-0635
5.	Inlet Valve Assembly, Cabinet, 1/2" .	351-2789	12.	Threaded Quick Coupling, AFC-5 . .	180-0521
6.	Pneumatic Control Hose, (Coded Green)	198-2691	13.	Aluminum Quick Coupling, AQC-0 . .	180-0508
7.	Foot Pedal w/ 1/4" air valve	270-2697	14.	Abrasive Blast Hose, 1/2"	195-2120
			15.	Air Hose, 3/4", per foot	197-2692
			16.	Bushing, 1 1/2" x 1"	452-1845

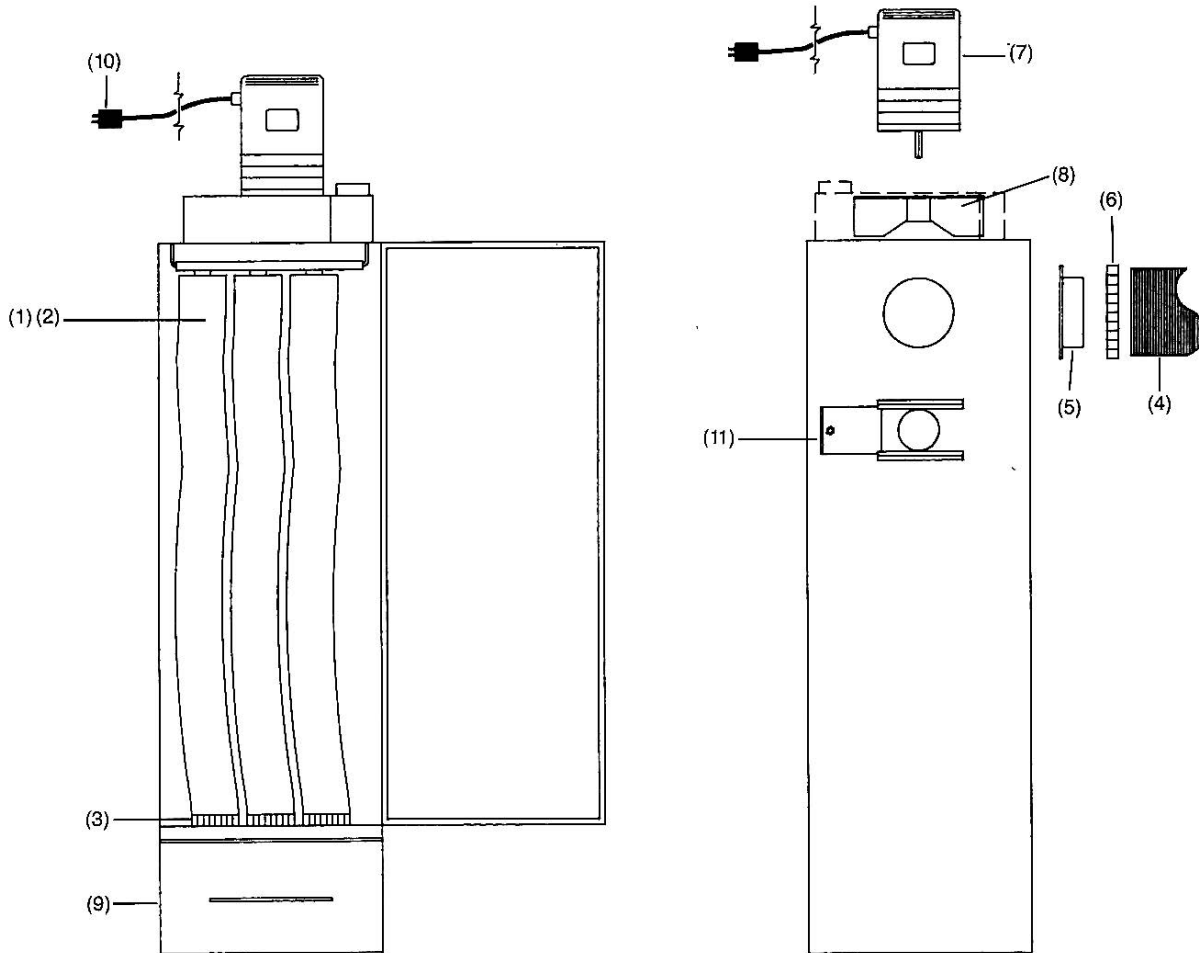




A-BEC continued...

Dust Collector

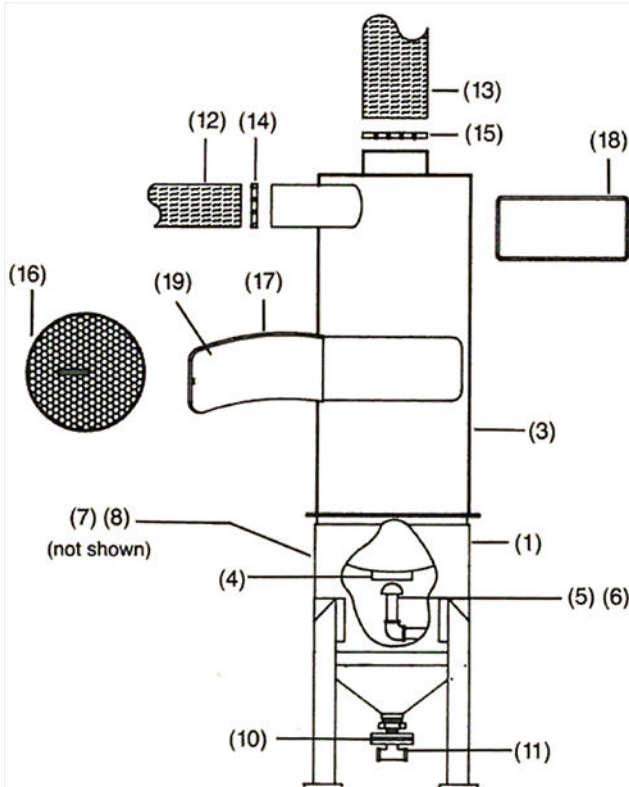
ITEM	DESCRIPTION	STOCK NO.	ITEM	DESCRIPTION	STOCK NO.
—	Dust Collector, 560 CFM, Model ADC-560	275-1764	5.	Adaptor Plate, 4"	270-2759
—	Dust Collector, 825 CFM, Model ADC-825	275-1765	—	Adaptor Plate, 6"	270-2760
—	Dust Collector, 1210 CFM, Model ADC-1210	275-1766	6.	Hose Clamp, 4½"	276-1693
1.	Filter Bag, (each)	276-1058	—	Hose Clamp, 6½"	276-2787
2.	Filter Bag Set for ADC-560 (9 Bags)	276-3140	7.	Motor, 1 HP, 1 phase, 3450 RPM, 115/230V	276-1061
—	Filter Bag Set for ADC-825 (15 Bags)	276-3141	—	Motor, 1.5 HP, 1 phase, 2850 RPM, 230V	276-2839
—	Filter Bag Set for ADC-1210 (30 Bags)	276-3142	—	Motor, 2.0 HP, 3450 RPM	276-1063
3.	Filter Bag Clamp	276-1693	8.	Impeller, 10"	276-2664
4.	Flex Duct Hose, 4", (specify length)	276-1059	—	Impeller, 11"	276-2791
—	Flex Duct Hose, 6", (specify length)	276-2748	—	Impeller, 12"	276-2792
			9.	Debris Drawer, Model ADC-560 ...	276-2663
			—	Debris Drawer, Model ADC-825 ...	276-2732
			—	Debris Drawer, Model ADC-1210, (two ADC-825 drawers)	276-2732
			10.	Male Twist-lock Plug, 20 amp	465-2745
			11.	Slide Gate Door	276-3107



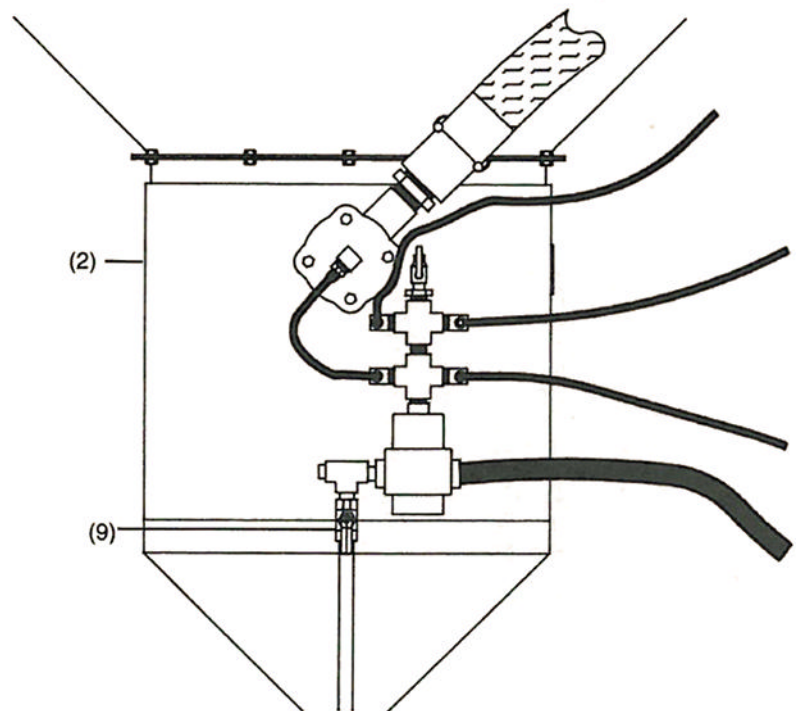


Blast Machine/Cyclone Reclaimer

ITEM	DESCRIPTION	STOCK NO.	ITEM	DESCRIPTION	STOCK NO.
1.	Pressure Vessel, for PDH Cabinet, 1.0 Cu. Ft. Capacity	270-2827	10.	Abrasive Control Valve, 1/2"	340-0675
2.	Pressure Vessel, for PBC Cabinet, 1.0 Cu. Ft. Capacity	171-2862	11.	Quick Coupling, AFC-1	180-0519
3.	Pressure Dry-Hone Reclaimer, Complete	278-3164	12.	Flex Duct Hose, 4" I.D. (Specify length)	276-1059
4.	Pop-up Valve Seat Gasket	171-0601	13.	Flex Duct Hose, 6" I.D. (Specify length)	276-2748
5.	Pop-up Valve and Shaft, Cabinet	171-3152	14.	Hose Clamp, 4 1/2"	276-1693
6.	Pop-up Valve Guide, Cabinet	171-3153	15.	Hose Clamp, 6 1/2"	276-2787
7.	Inspection Door Assembly	171-0786	16.	Hopper Screen	278-3131
8.	Inspection Door Gasket	171-0787	17.	Foam Tape Door Gasket, per foot	270-2747
9.	Ball Valve w/Handle, 1/2", (choke valve)	171-0099	18.	Wear Plate (Factory Installed Accessory)	278-3144
			19.	Reclaimer Door	278-3132



MODEL PDH



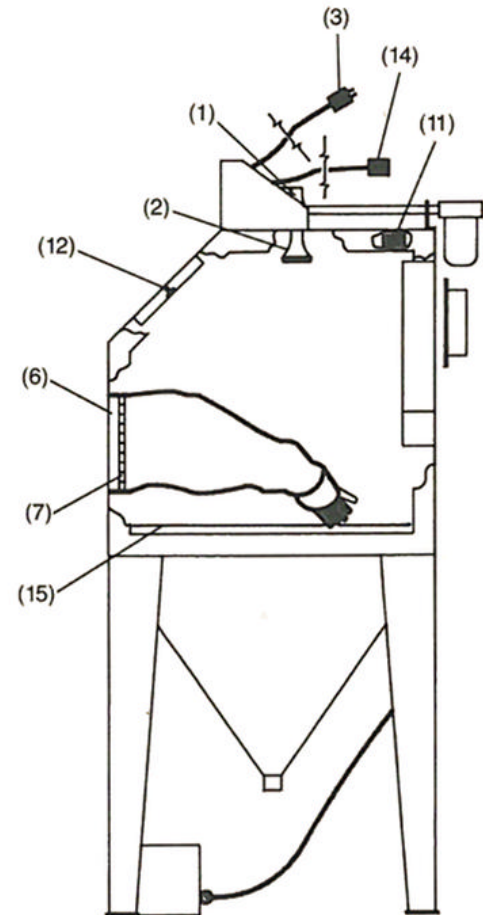
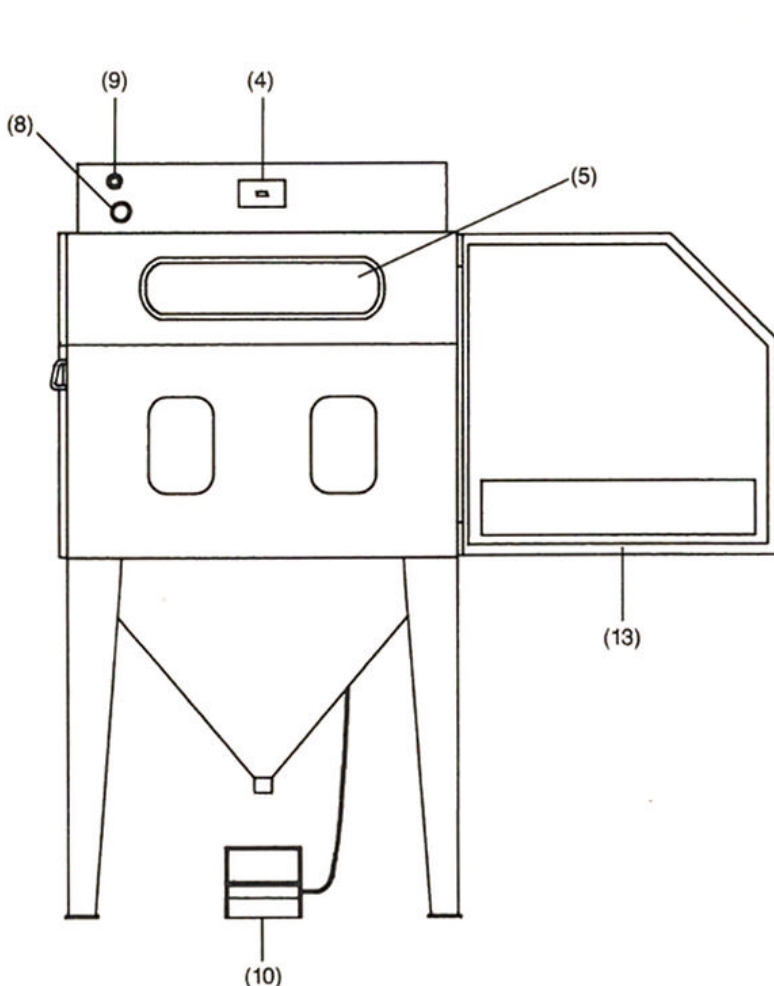
MODEL PBC



A-BEC continued...

Model SBC – Suction Cabinet

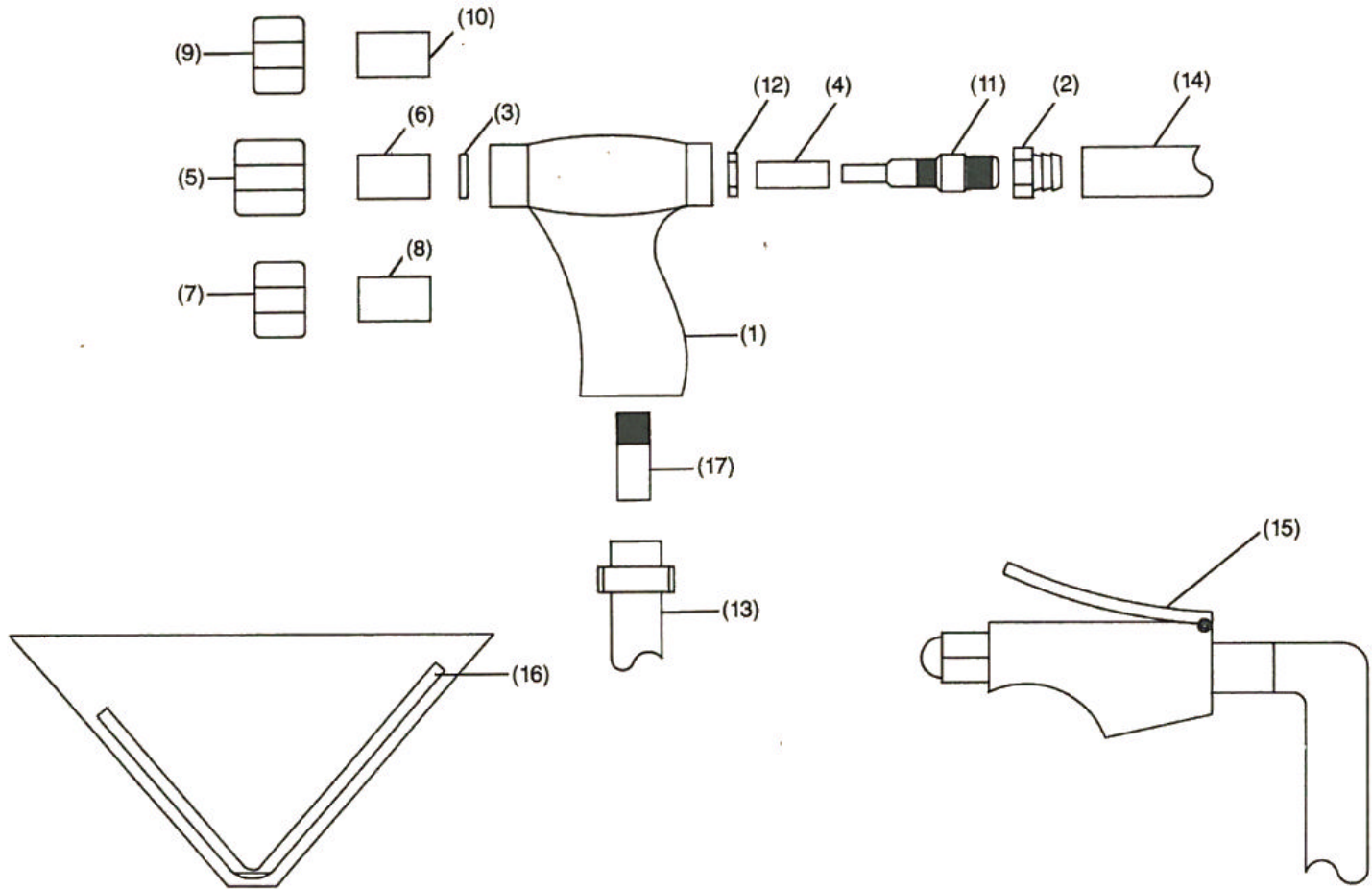
ITEM	DESCRIPTION	STOCK NO.	ITEM	DESCRIPTION	STOCK NO.
1.	Light Fixture (Each)	270-1047	13.	Foam Tape, per foot, specify length	270-2646
2.	Floodlight – 150 Watt (each)	465-2625	14.	Female Twist-lock Plug, 20 amp, (dust collector plug)	465-2746
3.	Male Plug, 20 amp, (Power Source Plug)	465-2666	15.	Cabinet Work Floor, 24×24	270-3050
4.	Motor and Light Switch (specify cabinet model)	270-1048	—	Cabinet Work Floor, 36×30	270-2763
5.	Safety View Window, 24"×9"	270-2613	—	Cabinet Work Floor, 36×36	270-3051
6.	Neoprene Gloves and Sleeves (set)	270-1050	—	Cabinet Work Floor, 48×30	270-2764
7.	Glove Clamp, 10"	276-2667	—	Cabinet Work Floor, 48×36	270-2765
8.	Pressure Regulator and Nut	176-2696	—	Cabinet Work Floor, 48×48	270-2772
9.	Regulator Gauge	231-0427	—	Cabinet Work Floor, 60×36	270-2766
10.	Foot Pedal w/ 1/4" air valve	270-2697	—	Cabinet Work Floor, 60×48	270-3139
11.	Pneumatic Safety Door Interlock Valve	270-2635	—	Cabinet Work Floor, 60×60	270-3052
12.	Inner Window Frame	270-2620	—	Cabinet Work Floor, 72×36	270-2790
			—	Switch, DPST, 220 Volt	465-2974
			—	Male Plug, 220 Volt, 20 amp	465-3151
			—	Door Handle	270-2632





Suction Head Gun Assembly

ITEM	DESCRIPTION	STOCK NO.	ITEM	DESCRIPTION	STOCK NO.
—	Blast Gun Assembly, (Nozzle, Air Jet not included)	270-3214	—	Nozzle, BCS-6, 3/8", Boron Carbide	205-3223
1.	Blast Gun Body Only	270-3195	—	Nozzle, BCS-8, 1/2", Boron Carbide	205-3241
2.	Swivel Hose Adapter	460-0495	9.	Lock Nut for Ceramic Nozzle	270-3197
3.	O-Ring	480-1328	10.	Nozzle, 1/4", Ceramic	199-3204
4.	Jet Sleeve	281-0553	—	Nozzle, 5/16", Ceramic	199-3203
5.	Lock Nut for CTS Nozzle	270-3196	—	Nozzle, 3/8", Ceramic	199-3205
6.	Nozzle, CTS-5, 5/16"×1-13/16", Tungsten	205-3189	—	Nozzle, 1/2", Ceramic	199-3240
—	Nozzle, CTS-4, 1/4"×1-13/16", Tungsten	205-3190	11.	Air Jet, 1/16", Cabinet Gun	270-3192
—	Nozzle, CTS-6, 3/8"×1-13/16", Tungsten	205-3191	—	Air Jet, 1/8", Cabinet Gun	270-3193
—	Nozzle, CTS-8, 1/2"×1-13/16", Tungsten	205-3242	—	Air Jet, 3/16", Cabinet Gun	270-3194
7.	Lock Nut for BCS Nozzle	270-3197	12.	Jam Nut	402-3213
8.	Nozzle, BCS-5, 5/16", Boron Carbide	205-3225	13.	3/4" I.D. Material Hose, per/Ft.	197-2692
—	Nozzle, BCS-4, 1/4", Boron Carbide	205-3224	14.	1/2" I.D. Air Hose, per/Ft.	197-3002
			15.	Air Blow Gun	270-1038
			16.	Pick-up Feed Tube	270-2731
			17.	Blast Gun Stem	270-1043

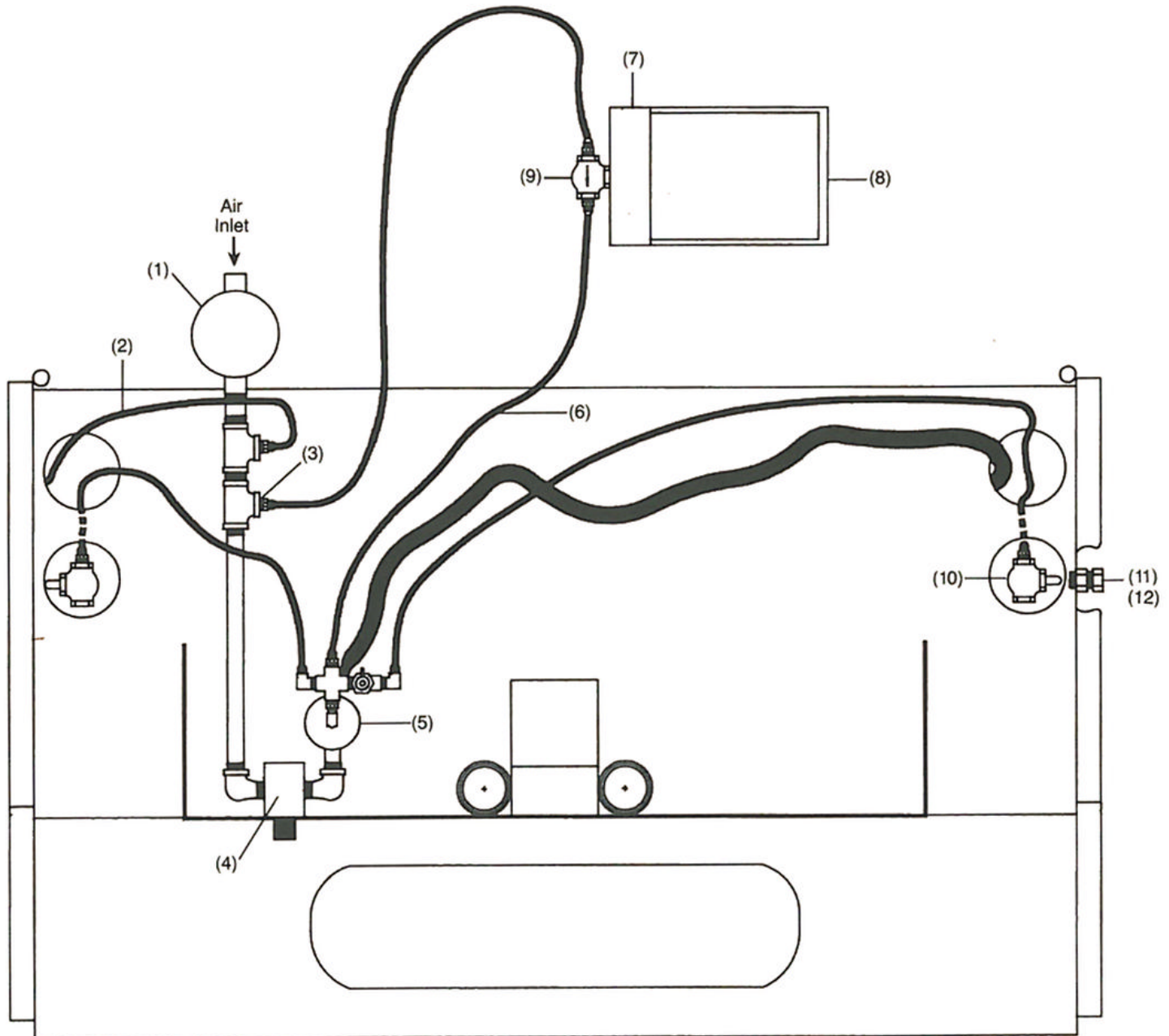




A-BEC continued...

Air Control Assembly

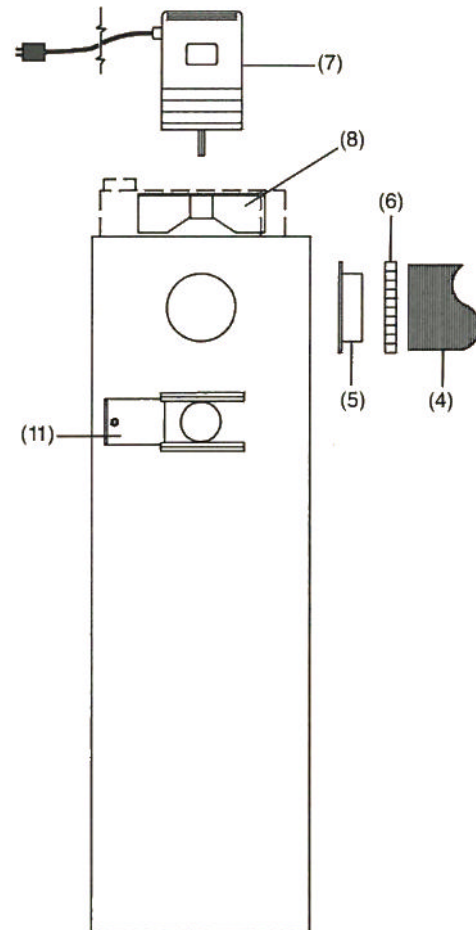
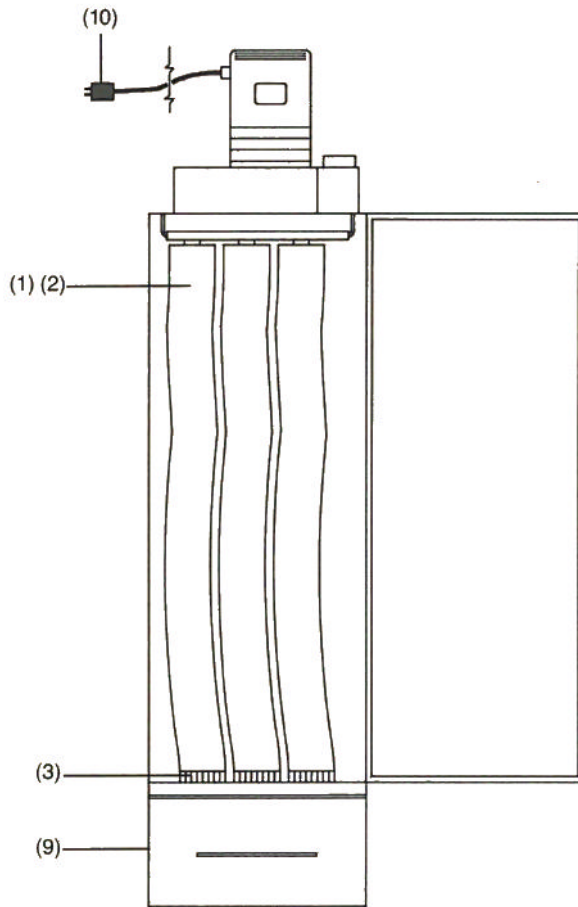
ITEM	DESCRIPTION	STOCK NO.	ITEM	DESCRIPTION	STOCK NO.
1.	Air Line Filter, 1/2"	470-0919	7.	Foot Pedal w/ 1/4" air valve	270-2697
2.	Air Hose, Blow Gun	270-2757	8.	Foot Pedal Only	270-1459
3.	Fitting, 0.030" Orifice	460-1822	9.	Air Valve, 1/4", 3 way	270-2698
4.	Pressure Regulator and Nut	176-2696	10.	Pneumatic Safety Door Interlock	270-2635
5.	Inlet Valve Assembly, Cabinet, 1/2"	351-2789	11.	1/2" Jam Nut (Interlock Adjustment Nut)	400-2993
6.	Pneumatic Control Hose, (Coded Green)	198-2691	12.	1/2" Bolt	400-0696





Dust Collector

ITEM	DESCRIPTION	STOCK NO.	ITEM	DESCRIPTION	STOCK NO.
—	Dust Collector, 560 CFM, Model ADC-560	275-1764	5.	Adaptor Plate, 4"	270-2759
—	Dust Collector, 825 CFM, Model ADC-825	275-1765	—	Adaptor Plate, 6"	270-2760
—	Dust Collector, 1210 CFM, Model ADC-1210	275-1766	6.	Hose Clamp, 4½"	276-1693
1.	Filter Bag, (each)	276-1058	—	Hose Clamp, 6½"	276-2787
2.	Filter Bag Set for ADC-560 (9 Bags)	276-3140	7.	Motor, 1 HP, 1 phase, 3450 RPM, 115/230V	276-1061
—	Filter Bag Set for ADC-825 (15 Bags)	276-3141	—	Motor, 1.5 HP, 1 phase, 2850 RPM, 230V	276-2839
—	Filter Bag Set for ADC-1210 (30 Bags)	276-3142	—	Motor, 2.0 HP, 3450 RPM	276-1063
3.	Filter Bag Clamp	276-1693	8.	Impeller, 10"	276-2664
4.	Flex Duct Hose, 4", (specify length)	276-1059	—	Impeller, 11"	276-2791
—	Flex Duct Hose, 6", (specify length)	276-2748	—	Impeller, 12"	276-2792
			9.	Debris Drawer, Model ADC-560	276-2663
			—	Debris Drawer, Model ADC-825	276-2732
			—	Debris Drawer, Model ADC-1210, (two ADC-825 drawers)	276-2732
			10.	Male Twist-lock Plug, 20 amp	465-2745
			11.	Slide Gate Door	276-3107

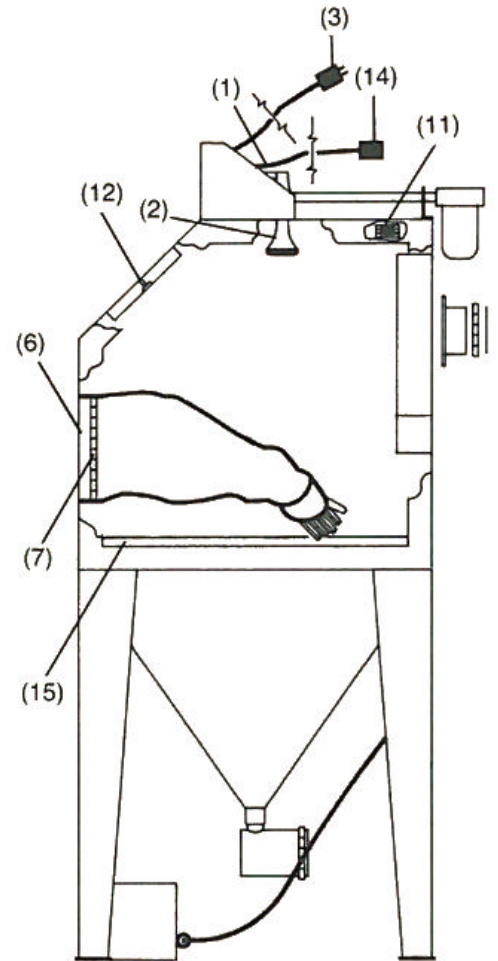
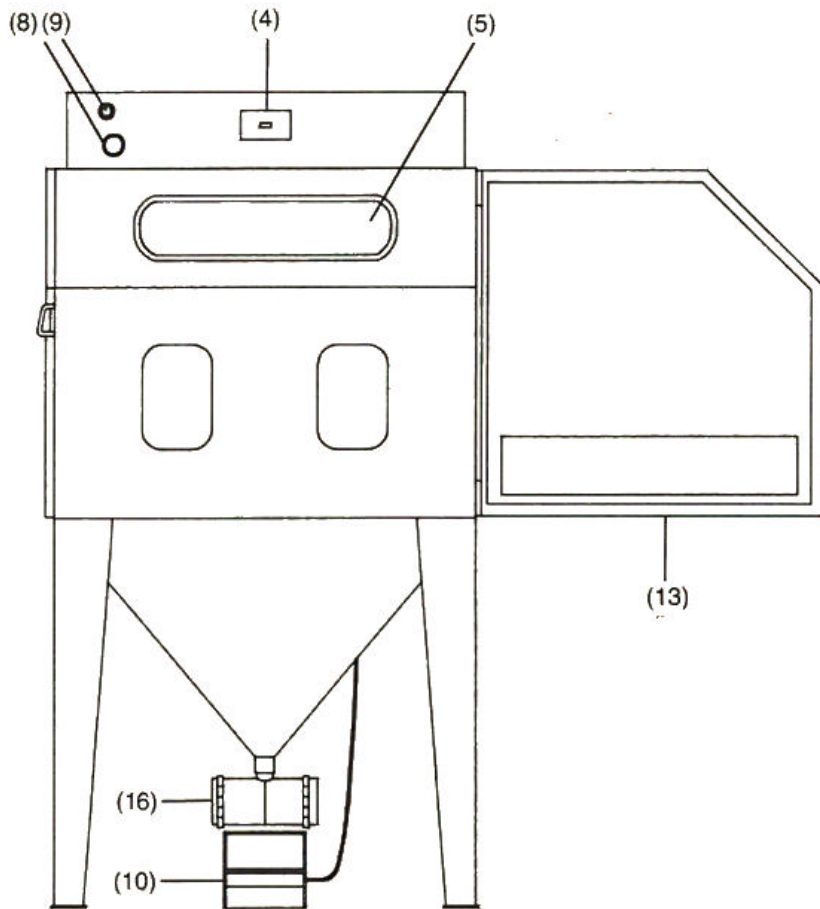




A-BEC continued...

Model DHC – Dry-Hone Cabinet

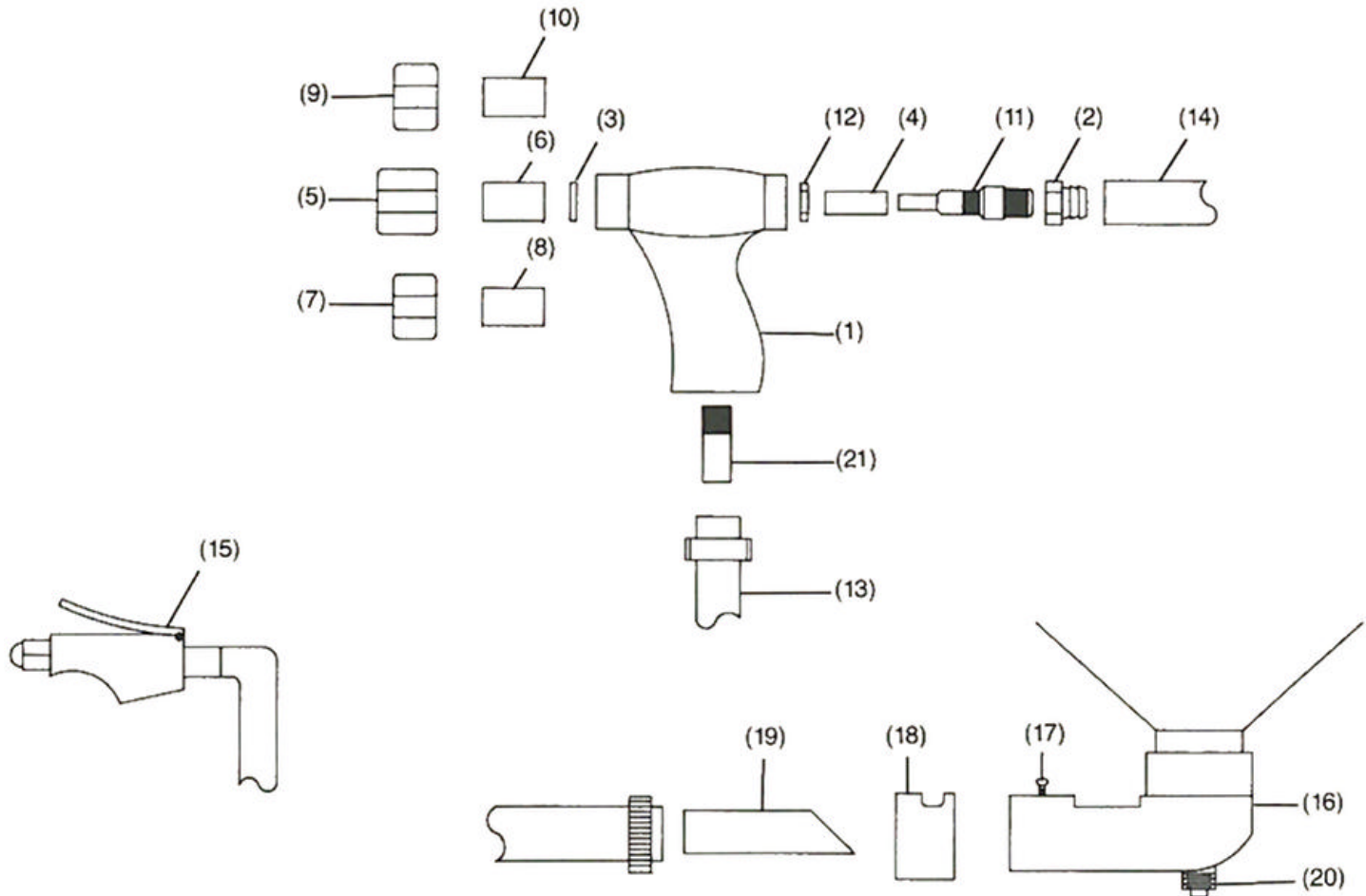
ITEM	DESCRIPTION	STOCK NO.	ITEM	DESCRIPTION	STOCK NO.
1.	Light Fixture (Each)	270-1047	14.	Female Twist-lock Plug, 20 amp, (dust collector plug)	465-2746
2.	Floodlight – 150 Watt (each)	465-2625	15.	Cabinet Work Floor, 24×24	270-3050
3.	Male Plug, 20 amp, (Power Source Plug)	465-2666	—	Cabinet Work Floor, 36×30	270-2763
4.	Motor and Light Switch (specify cabinet model)	270-1048	—	Cabinet Work Floor, 36×36	270-3051
5.	Safety View Window, 24"×9"	270-2613	—	Cabinet Work Floor, 48×30	270-2764
6.	Neoprene Gloves and Sleeves (set)	270-1050	—	Cabinet Work Floor, 48×36	270-2765
7.	Glove Clamp, 10"	276-2667	—	Cabinet Work Floor, 48×48	270-2772
8.	Pressure Regulator and Nut	176-2696	—	Cabinet Work Floor, 60×36	270-2766
9.	Regulator Gauge	231-0427	—	Cabinet Work Floor, 60×48	270-3139
10.	Foot Pedal w/1/4" air valve	270-2697	—	Cabinet Work Floor, 60×60	270-3052
11.	Pneumatic Safety Door Interlock Valve	270-2635	16.	Dry-Hone "V" Tube	270-2835
12.	Inner Window Frame	270-2620	—	Switch, DPST, 220 Volt	465-2974
13.	Foam Tape, per foot, specify length	270-2646	—	Male Plug, 220 Volt, 20 amp	465-3151
			—	Door Handle	270-2632





Suction Head Gun and Cyclone Feed Elbow Assembly

ITEM	DESCRIPTION	STOCK NO.	ITEM	DESCRIPTION	STOCK NO.
—	Blast Gun Assembly, (Nozzle, Air Jet, not included)	270-3214	—	Nozzle, BCS-8, 1/2", Boron Carbide	205-3241
1.	Blast Gun Body Only	270-3195	9.	Lock Nut for Ceramic Nozzle	270-3197
2.	Swivel Hose Adapter	460-0495	10.	Nozzle, 1/4", Ceramic	199-3204
3.	O-Ring	480-1328	—	Nozzle, 5/16", Ceramic	199-3203
4.	Jet Sleeve	281-0553	—	Nozzle, 3/8", Ceramic	199-3205
5.	Lock Nut for CTS Nozzle	270-3196	—	Nozzle, 1/2", Ceramic	199-3240
6.	Nozzle, CTS-5, 5/16"×1 ³ / ₁₆ ", Tungsten	205-3189	11.	Air Jet, 1/16", Cabinet Gun	270-3192
—	Nozzle, CTS-4, 1/4"×1 ³ / ₁₆ ", Tungsten	205-3190	—	Air Jet, 1/8", Cabinet Gun	270-3193
—	Nozzle, CTS-6, 3/8"×1 ³ / ₁₆ ", Tungsten	205-3191	—	Air Jet, 3/16", Cabinet Gun	270-3194
—	Nozzle, CTS-8, 1/2", Tungsten	205-3242	12.	Jam Nut	402-3213
7.	Lock Nut for BCS Nozzle	270-3197	13.	3/4" I.D. Material Hose, per/Ft.	197-2692
8.	Nozzle, BCS-5, 5/16", Boron Carbide	205-3225	14.	1/2" I.D. Air Hose, per/Ft.	197-3022
—	Nozzle, BCS-4, 1/4", Boron Carbide	205-3224	15.	Air Blow Gun	270-1038
—	Nozzle, BCS-6, 3/8", Boron Carbide	205-3223	16.	Media Feed Elbow Assembly	278-3133
			17.	Thumb Screw, 1/4"×1"	400-0499
			18.	Air Adjustment Sleeve	278-3134
			19.	Beveled Elbow Tube	278-3170
			20.	Pipe Plug	452-2380
			21.	Blast Gun Stem	270-1043

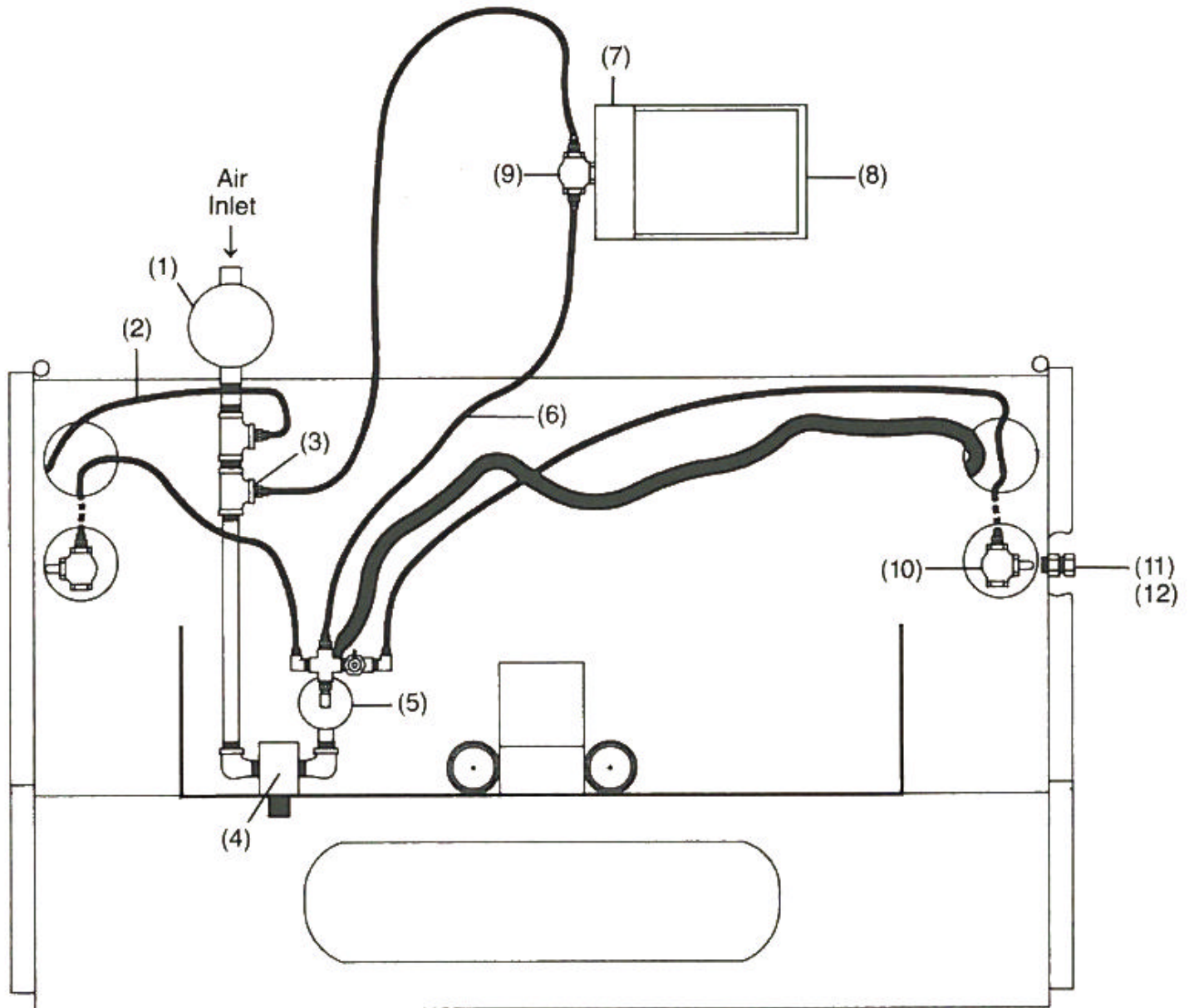




A-BEC continued...

Air Control Assembly

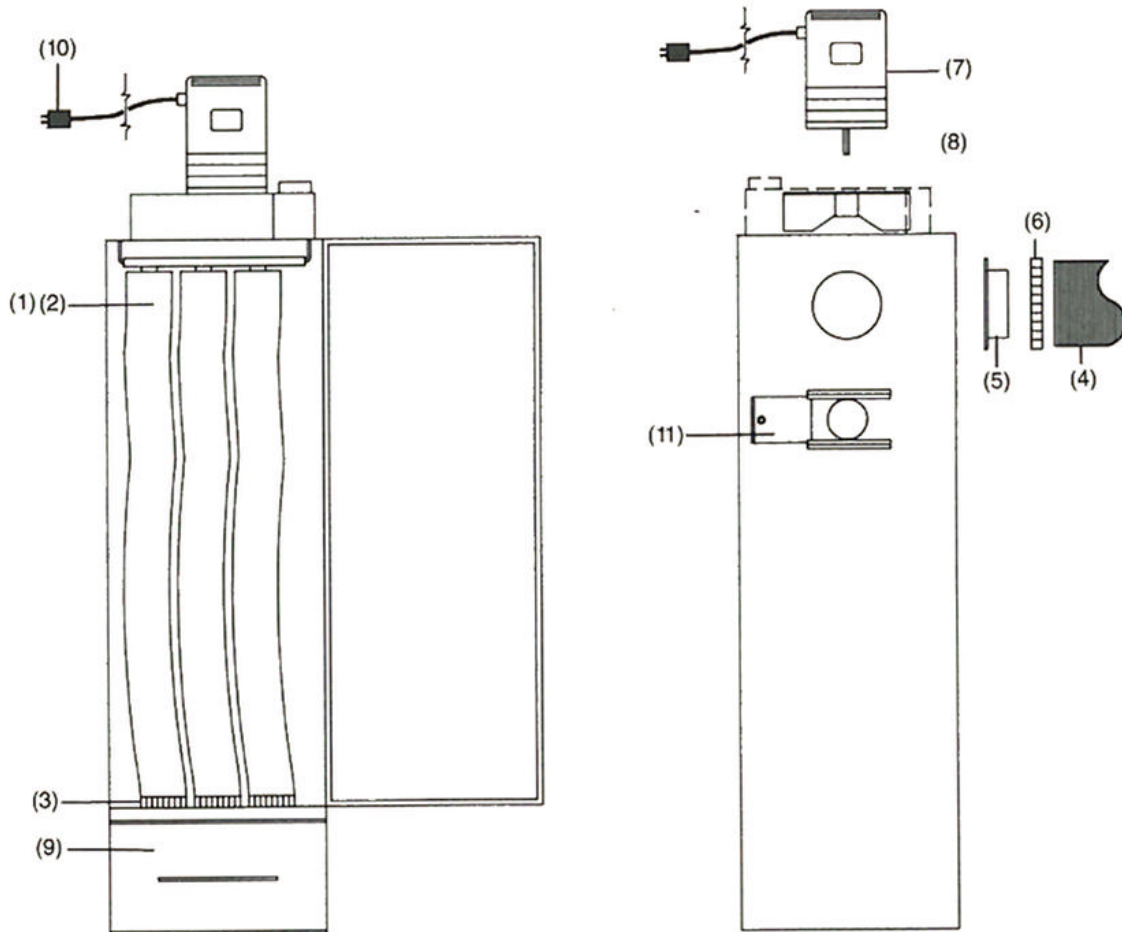
ITEM	DESCRIPTION	STOCK NO.	ITEM	DESCRIPTION	STOCK NO.
1.	Air Line Filter, 1/2"	470-0919	7.	Foot Pedal w/1/4" Air Valve	270-2697
2.	Air Hose, Blow Gun	270-2757	8.	Foot Pedal Only	270-1459
3.	Fitting, 0.030" Orifice	460-1822	9.	Air Valve, 1/4", 3 way	270-2698
4.	Pressure Regulator and Nut	176-2696	10.	Pneumatic Safety Door Interlock	270-2635
5.	Inlet Valve Assembly, Cabinet, 1/2"	351-2789	11.	1/2" Jam Nut (Interlock Adjustment Nut)	400-2993
6.	Pneumatic Control Hose, (Coded Green)	198-2691	12.	1/2" Bolt	400-0696





Dust Collector

ITEM	DESCRIPTION	STOCK NO.	ITEM	DESCRIPTION	STOCK NO.
—	Dust Collector, 560 CFM, Model ADC-560	275-1764	—	Adaptor Plate, 6"	270-2760
—	Dust Collector, 825 CFM, Model ADC-825	275-1765	6.	Hose Clamp, 4½"	276-1693
—	Dust Collector, 1210 CFM, Model ADC-1210	275-1766	—	Hose Clamp, 6½"	276-2787
1.	Filter Bag (each)	276-1058	7.	Motor, 1 HP, 1 phase, 3450 RPM, 115/230V	276-1061
2.	Filter Bag Set for ADC-560 (9 Bags)	276-3140	—	Motor, 1.5 HP, 1 phase, 2850 RPM, 230V	276-2839
—	Filter Bag Set for ADC-825 (15 Bags)	276-3141	—	Motor, 2.0 HP, 3450 RPM	276-1063
—	Filter Bag Set for ADC-1210 (30 Bags)	276-3142	8.	Impeller, 10"	276-2664
3.	Filter Bag Clamp	276-1693	—	Impeller, 11"	276-2791
4.	Flex Duct Hose, 4", (specify length) .	276-1059	—	Impeller, 12"	276-2792
—	Flex Duct Hose, 6", (specify length) .	276-2748	9.	Debri Drawer, Model ADC-560	276-2663
5.	Adaptor Plate, 4"	270-2759	—	Debri Drawer, Model ADC-825	276-2732
			—	Debri Drawer, Model ADC-1210, (two ADC-825 drawers)	276-2732
			10.	Male Twist-lock Plug, 20 amp	465-2745
			11.	Slide Gate Door	276-3107

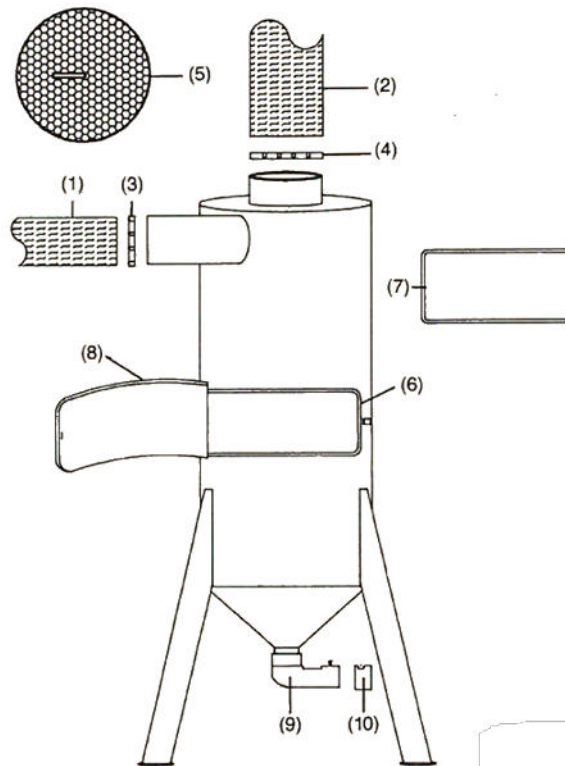




A-BEC continued...


Cyclone Reclaimer

ITEM	DESCRIPTION	STOCK NO.
—	Cyclone Reclaimer, Complete	277-2679
1.	Flex Duct Hose, 4" (specify length)	276-1059
2.	Flex Duct Hose, 6" (specify length)	276-2748
3.	Hose Clamp, 4½"	276-1693
4.	Hose Clamp, 6½"	276-2787
5.	Hopper Screen	278-3131
6.	Foam Tape Door Gasket, per foot	270-2747
7.	Wear Plate (Factory Installed Accessory)	278-3144
8.	Door	278-3132
9.	Media Feed Elbow Assembly	278-3133
10.	Air Adjustment Sleeve	278-3134







Universal Cabinets




Barrel Blast Series
M2BB, M2BBR, M3BB, M3BBR




Basket Blast Series M12, M15



Media Reclaim/Open
Blast Series




S Series



DH Series



B Series



PDH Series



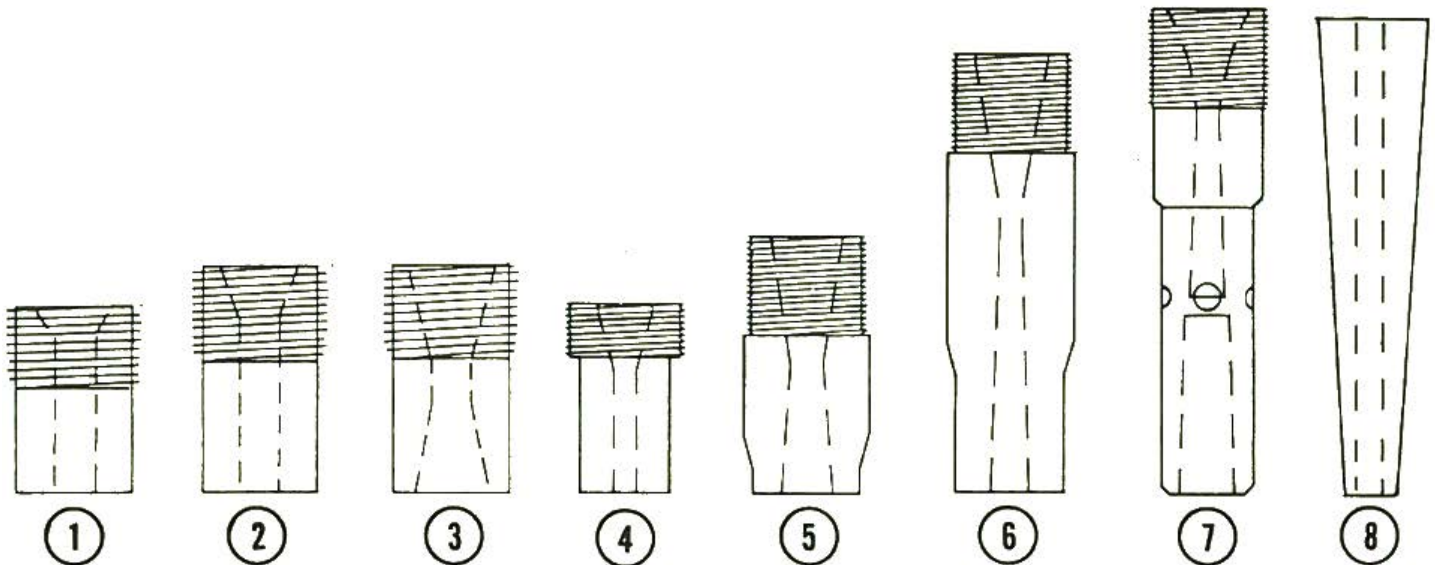
P Series



Nozzles

NEW PN	OLD PN	DESCRIPTION
ITEM 1 Tungsten Carbide Straight Nozzle		
F117-003	A51	1/8" orifice, 3/4" thread
F117-004	A51	3/16" orifice, " "
F117-005	A51	1/4" orifice, " "
F117-006	A51	5/16" orifice, " "
F117-007	A51	3/8" orifice, " "
F117-008	A51	7/16" orifice, " "
F117-009	A51	1/2" orifice, " "
ITEM 2 Boron Carbide Straight Nozzle		
F117-010	N/A	1/8" orifice, 3/4" thread
F117-011	N/A	3/16" orifice, " "
F117-012	N/A	1/4" orifice, " "
F117-013	N/A	5/16" orifice, " "
F117-014	N/A	3/8" orifice, " "
F117-015	N/A	1/2" orifice, " "
ITEM 3 Boron Carbide Venturi Nozzle		
F117-016	N/A	3/16" orifice, 3/4" thread
F117-017	N/A	1/4" orifice, " "
F117-018	N/A	5/16" orifice, " "
F117-019	N/A	3/8" orifice, " "
ITEM 4 Tungsten Carbide Straight Nozzle		
F117-020	N/A	3/16" orifice, 1-1/4" thread
F117-021	N/A	1/4" orifice, " "
F117-022	N/A	5/16" orifice, " "
F117-023	N/A	3/8" orifice, " "
F117-024	N/A	1/2" orifice, " "

NEW PN	OLD PN	DESCRIPTION
ITEM 5 Tungsten Carbide Short Venturi Nozzle		
F117-025	N/A	3/16" orifice, 1-1/4" thread
F117-026	N/A	1/4" orifice, " "
F117-027	N/A	5/16" orifice, " "
F117-028	N/A	3/8" orifice, " "
F117-029	N/A	7/16" orifice, " "
F117-030	N/A	1/2" orifice, " "
ITEM 6 Tungsten Carbide Long Venturi Nozzle		
F117-031	N/A	3/16" orifice, 1-1/4" thread
F117-032	N/A	1/4" orifice, " "
F117-033	N/A	5/16" orifice, " "
F117-034	A511146V	3/8" orifice, " "
F117-035	N/A	7/16" orifice, " "
F117-036	N/A	1/2" orifice, " "
ITEM 7 Tungsten Carbide Double Venturi Nozzle		
F117-037	N/A	1/4" orifice, 1-1/4" thread
F117-038	N/A	5/16" orifice, " "
F117-039	N/A	3/8" orifice, " "
F117-040	N/A	7/16" orifice, " "
F117-041	N/A	1/2" orifice, " "
ITEM 8 Ceramic Nozzle		
F117-001	B53	5/16" orifice
F117-002	B53	3/8" orifice

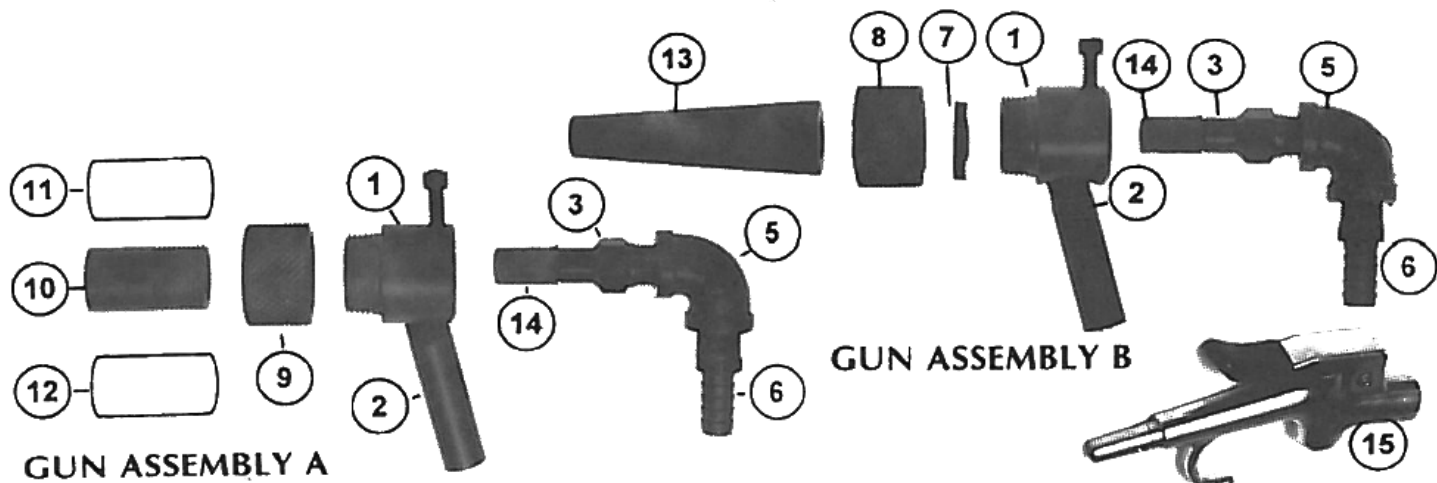




Guns

NEW PN	OLD PN	DESCRIPTION
ITEM 3 Rubberized Air Jet		
F113-015	A57, B57	1/8"
F113-016	A57, B57	5/32"
F113-017	A57, B57	3/16"
F113-018	A57, B57	1/4"
ITEM 5 Elbow		
F110-103	N/A	Elbow, 3/8"
ITEM 6 Male Insert		
F109-044	N/A	1/2" x 3/8" NPT
ITEM 7 Washer		
F113-019	N/A	for ceramic nozzle
ITEM 8 Locknut		
F113-013	B54	for ceramic nozzle
ITEM 9 Locknut		
F113-012	A52	for tungsten carbide nozzle
ITEM 10 Tungsten Carbide Straight Nozzle		
F117-006	A51	5/16" orifice, 3/4" thread
F117-007	A51	3/8" orifice, " "
F117-009	A51	1/2" orifice, " "
ITEM 11 Boron Carbide Venturi Nozzle		
F117-018	N/A	5/16" orifice, 3/4" thread
F117-019	N/A	3/8" orifice, " "
ITEM 12 Boron Carbide Straight Nozzle		
F117-013	N/A	5/16" orifice, 3/4" thread
F117-014	N/A	3/8" orifice, " "
F117-015	N/A	1/2" orifice, " "
ITEM 13 Ceramic Nozzle		
F117-001	B53	5/16" ceramic nozzle
F117-002	B53	3/8" ceramic nozzle
ITEM 14 Gum Rubber Sleeve		
F113-031	N/A	for air jet
ITEM 15 Blow-off Gun		
F113-001	C643	Air blow-off gun

NEW PN	OLD PN	DESCRIPTION
GUN ASSEMBLY A		
F113-002	Gun A	5/16" tungsten carbide nozzle, 1/8" air jet
F113-003	Gun A	5/16" tungsten carbide nozzle, 5/32" air jet
F113-004	Gun A	3/8" tungsten carbide nozzle, 5/32" air jet
F113-005	Gun A	3/8" tungsten carbide nozzle, 3/16" air jet
F113-006	Gun A	1/2" tungsten carbide nozzle, 1/4" air jet
F113-020	N/A	5/16" boron carbide straight nozzle, 1/8" air jet
F113-021	N/A	5/16" boron carbide venturi nozzle, 1/8" air jet
F113-022	N/A	5/16" boron carbide straight nozzle, 5/32" air jet
F113-023	N/A	5/16" boron carbide venturi nozzle, 5/32" air jet
F113-024	N/A	3/8" boron carbide straight nozzle, 5/32" air jet
F113-025	N/A	3/8" boron carbide venturi nozzle, 5/32" air jet
F113-027	N/A	3/8" boron carbide straight nozzle, 3/16" air jet
F113-028	N/A	3/8" boron carbide venturi nozzle, 3/16" air jet
F113-029	N/A	1/2" boron carbide straight nozzle, 1/4" air jet
GUN ASSEMBLY B		
F113-007	Gun B	5/16" ceramic nozzle, 1/8" air jet
F113-008	Gun B	5/16" ceramic nozzle, 5/32" air jet
F113-009	Gun B	3/8" ceramic nozzle, 5/32" air jet
F113-010	Gun B	3/8" ceramic nozzle, 3/16" rubberized air jet
ITEM 1 Mixing Chamber		
F113-011	A55, B55	Mixing chamber w/set screw
ITEM 2 Tube		
F113-014	A56, B56	Media inlet tube

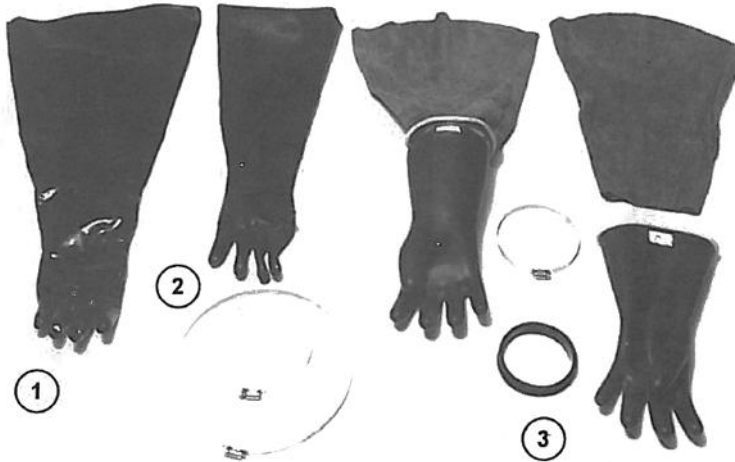




Gloves

NEW PN	OLD PN	DESCRIPTION
ITEM 1 Standard Glove		
F112-001	C650	Glove/sleeve standard universal(pair)
F112-008	C651	Left hand glove/sleeve standard, universal
F112-009	C652	Right hand glove/sleeve standard, universal
F105-002	C648	Armhole clamp #152 (pair)
ITEM 2 B Series Glove		
F112-002	C653	Glove B series (pair)
F105-003	N/A	Armhole clamp #88 (pair)

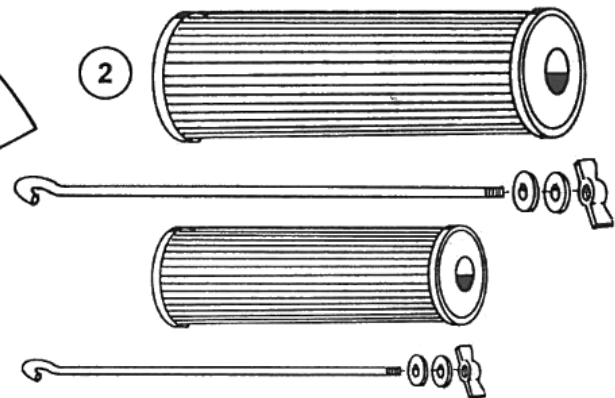
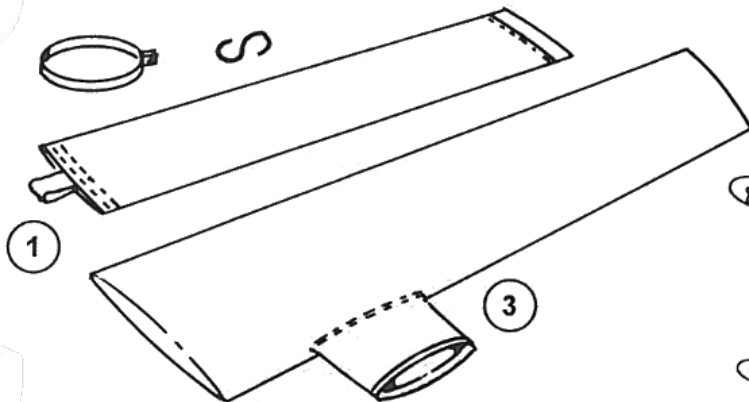
NEW PN	OLD PN	DESCRIPTION
ITEM 3 Heavy Duty Glove		
F112-003	A107-002	Heavy duty rubber glove/leather sleeve assy. (pair)
F112-004	N/A	Leather sleeve for F112-003 (pair)
F112-005	N/A	Ring for F112-003 (pair)
F112-007	N/A	Heavy duty rubber glove for F112-003 (pair)
F105-004	N/A	Clamp #72 for F112-003 (pair)
F105-002	C648	Armhole clamp #152



Filters

NEW PN	OLD PN	DESCRIPTION
ITEM 2 Filter Cartridge		
F107-002	D720	B series, 7-15/16" OD x 16" high
F107-003	D719	12-3/4" OD x 26" high
F107-004	D726	Cartridge hanger bar for F107-002
F107-005	D726	Cartridge hanger bar for F107-003
ITEM 3 Filter Bag		
F107-019	N/A	Old B series

NEW PN	OLD PN	DESCRIPTION
ITEM 1 Filter Bag, Tubular		
F107-001	D700	Standard tubular filter bag
F105-001	D702	Clamp for F107-001 filter bag
F114-161	N/A	"S" hook





Valves

See image of parts on next page...

NEW PN OLD PN DESCRIPTION

ITEM 1 Inlet Valve

F122-001	N/A	1/2" inlet valve w/vent
F122-002	N/A	3/4" inlet valve w/vent
F122-003	N/A	1" inlet valve w/vent
F122-004	N/A	1-1/4" inlet valve w/vent
F122-005	N/A	1-1/2" inlet valve w/vent
F122-006	N/A	2" inlet valve w/vent
F122-007	N/A	Repair kit for F122-001, F122-002, F122-003
F122-008	N/A	Repair kit for F122-004, F122-005
F122-009	N/A	Repair kit for F122-006
F122-067	N/A	Repair disk only for F122-001 thru F122-003
F122-068	N/A	Repair disk only for F122-004, F122-005
F122-071	N/A	Repair disk only for F122-006
F122-099	N/A	Repair tool kit for F122-001, F122-002, F122-003
F122-100	N/A	Repair tool kit for F122-004, F122-005
F122-101	N/A	Repair tool kit for F122-006
F122-108	N/A	Disk holder for F122-001 thru F122-003
F122-109	N/A	Disk plate for F122-001 thru F122-003
F122-110	N/A	Internal parts kit complete for F122-001 thru F122-003
F122-120	N/A	Disk holder for F122-004, F122-005
F122-121	N/A	Disk plate for F122-004, F122-005
F122-122	N/A	Internal parts kit complete for F122-004, F122-005
F122-123	N/A	Disk holder for F122-006
F122-124	N/A	Disk plate for F122-006
F122-125	N/A	Internal parts kit complete for F122-006

ITEM 2 Pinch Valve

F122-012	PDH114	Pinch valve assy.
F122-021	N/A	2A. 3/4" pinch tube
F122-023	N/A	2B. 3/4" pinch tube adapter
F122-013	N/A	2C. Pinch valve diaphragm
F122-014	N/A	2D. Pinch valve operating bar
F122-015	N/A	2E. Pinch valve stationary bar
F122-016	N/A	2F. Pinch valve piston
F122-017	N/A	2G. Pinch valve guide bar

ITEM 3 Grit Valve

F122-055	A107-008	Grit valve, hardened steel interior
F122-056	A107-009	Grit valve, polyurethane
F122-072	N/A	Repair kit, urethane for F122-056 grit valve
F122-073	N/A	Repair kit, stainless steel for F122-055 grit valve

NEW PN OLD PN DESCRIPTION

ITEM 4 Metering Valve

F122-027	C635	1" steel media metering valve
----------	------	-------------------------------

ITEM 5 Choke Valve

F122-031	C638-1	1" choke valve
F122-032	N/A	1-1/4" choke valve

ITEM 6 Check Valve

F122-035	C632-1	1" check valve
F122-036	N/A	1-1/4" check valve
F122-037	N/A	1-1/2" check valve
F122-034	C632	3/4" check valve
F122-033	N/A	1/2" check valve

ITEM 7 Interlock Switch

F122-044	C660	Interlock switch
----------	------	------------------

ITEM 8 Feed Tee

F122-049	C635	Universal fixed orifice feed tee
F122-050	C636	Orifice insert 1/8"
F122-051	C636	Orifice insert 3/16"
F122-052	C636	Orifice insert 1/4"
F122-053	C636	Orifice insert 5/16"
F122-054	C636	Orifice insert 3/8"

ITEM 9 Pulse Valve

F122-038	D721	3/4" pulse valve, pilot operated
F122-039	N/A	1-1/2" pulse valve, pilot operated

ITEM 10 Deadman Valve

F122-047	SP1020	Deadman valve, pneumatic
----------	--------	--------------------------

ITEM 11 Foot Valve

F122-042	N/A	Foot valve post 12/91
F122-043	C631-005	Base/shroud for F122-042
F109-028	PDH127	Polytube fitting, 1/4" OD x 1/8" NPT, straight

ITEM 12 Foot Valve

F122-088	C629	1/2" Kingston foot valve (no longer used)
F122-089	C630	3/4" Kingston foot valve (no longer used)
F122-090	C630-1	1" Kingston main inlet valve (no longer used)
F122-107	C631	Foot pedal/shroud assy. for F122-088, F122-089
F122-092	N/A	Lever, bracket, pin for F122-088, F122-089
F122-126	N/A	Foot pedal w/chain for F122-088, F122-089

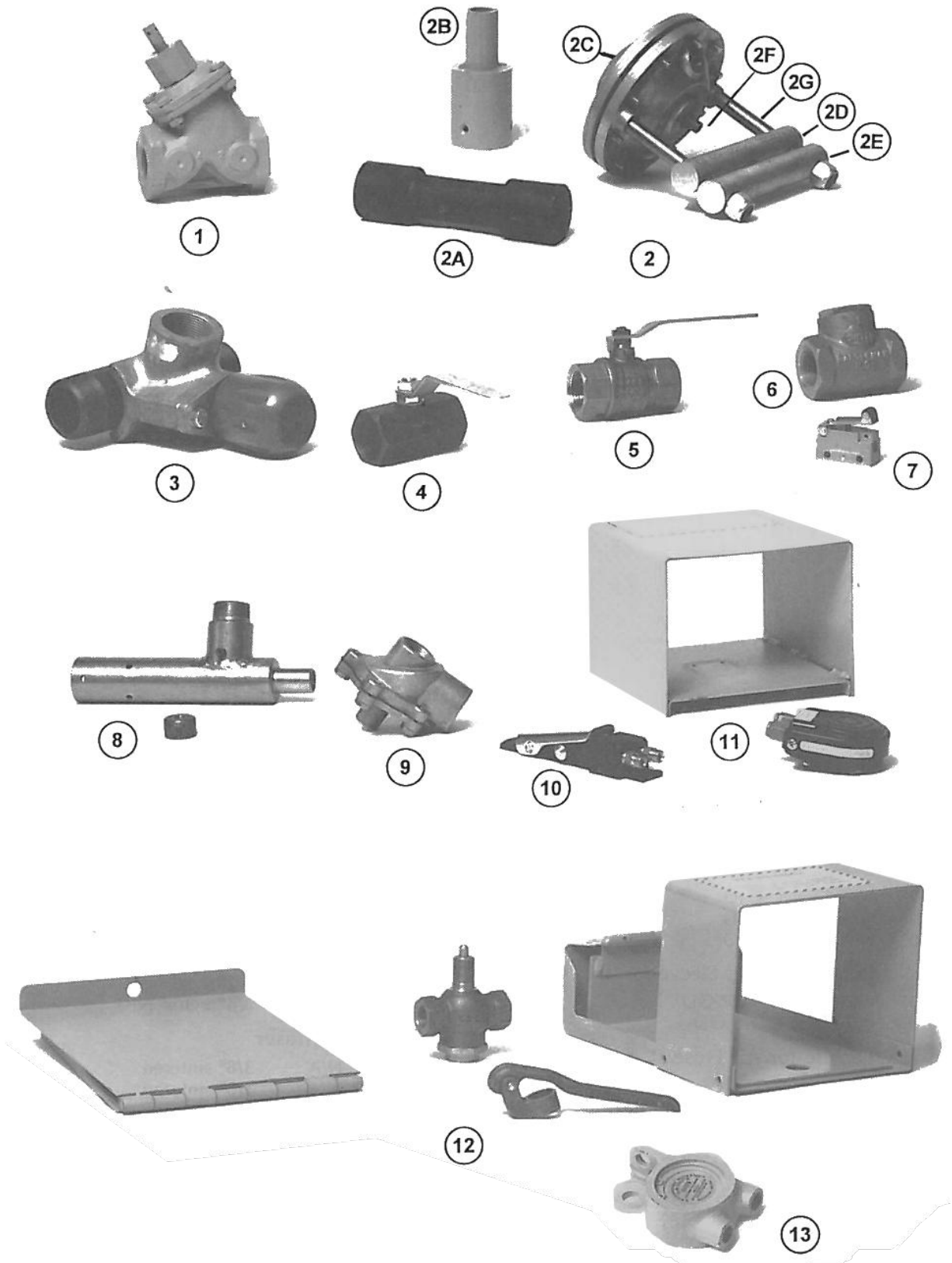
ITEM 13 Vibrator

F116-001	PDH125	#10 vibrator
F116-002	N/A	#13 vibrator



CLEMTEX

Houston Office
248 McCarty Dr.
P.O. Box 15214
Houston, TX 77220-5214
(713) 672-8251
Fax (713) 672-6336





Cabinet Lighting/Electrical

NEW PN OLD PN DESCRIPTION

ITEM 1

F108-001 C609 Light Fixture

ITEM 2

F108-002 N/A Two-fixture junction box

F108-003 N/A Four-fixture junction box

ITEM 3

F108-004 C610 20 amp light and motor switch

NEW PN OLD PN DESCRIPTION

ITEM 4

F108-006 C608 Floodlamp, 150 watt, 120 vac

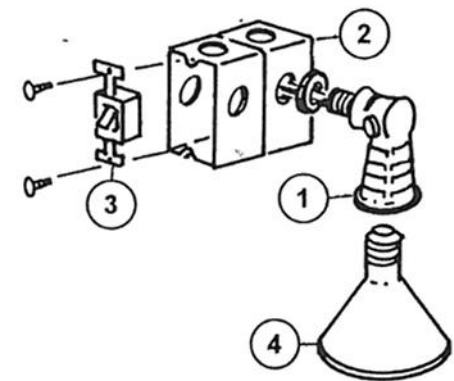
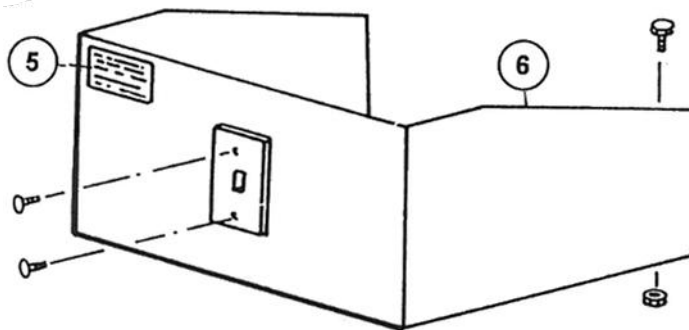
ITEM 5

F125-003 N/A Model and serial number label

ITEM 6

F104-021 C654 Light panel, two lamp

F104-022 C654 Light panel, four lamp

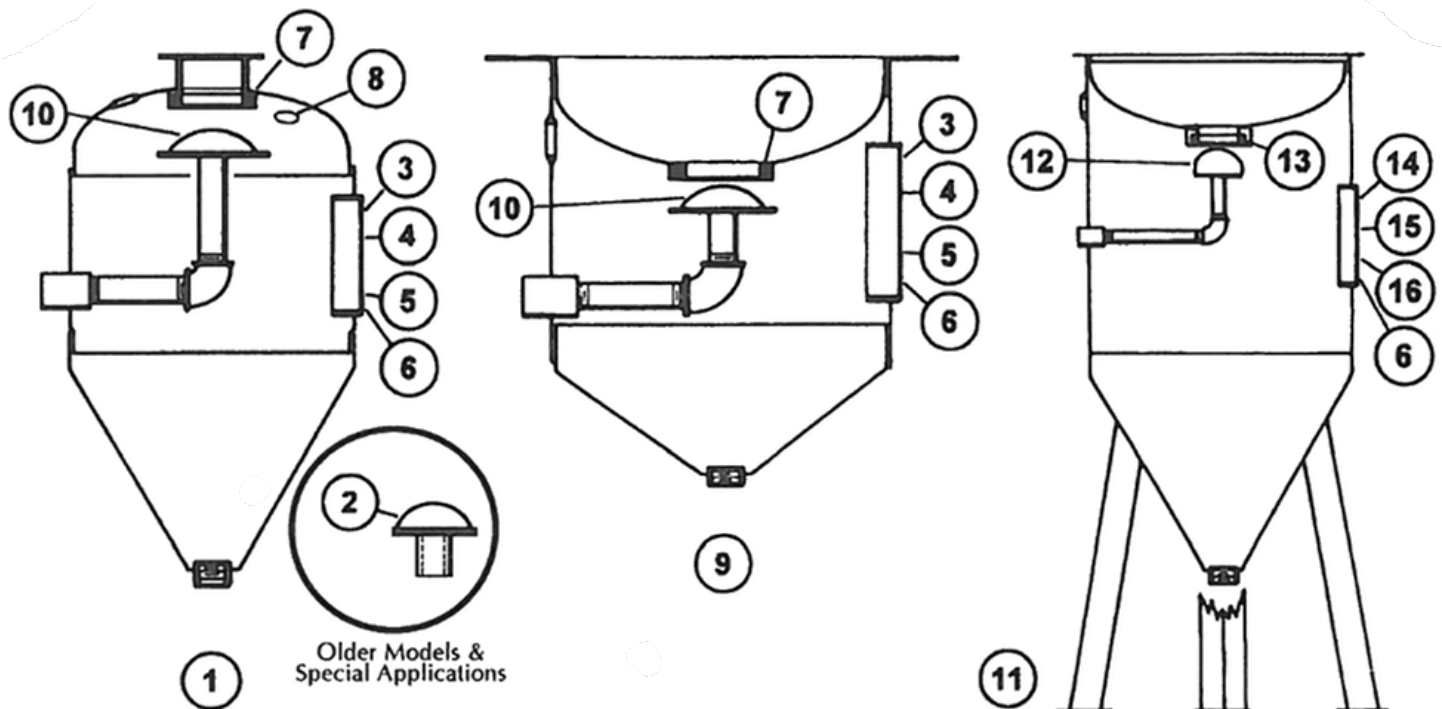




Pressure Vessels

NEW PN	OLD PN	DESCRIPTION
ITEM 1 Pressure Vessel		
F119-032		1.6 cu. ft., 60 deg. cone, 1 1/4" sight glass ports & flange
F119-004	N/A	3.6 cu. ft., 45 deg. cone
F119-005	N/A	3.6 cu. ft., 60 deg. cone
ITEM 2 Pop-up Valve (sleeve type)		
F119-013	C639	for F119-001, F119-002
F119-014	N/A	for F119-004, F119-005
ITEM 3 Hand Hole Cover		
F119-016	PDH108	for F119-001 thru F119-005, F119-032
ITEM 4 Hand Hole Gasket		
F119-018	C642	for F119-001 thru F119-005, F119-032
ITEM 5 Hand Hole Crab		
F119-017	PDH129	for F119-001 thru F119-005, F119-032
ITEM 6 Nut		
F119-027	N/A	Inspection hole nut
ITEM 7 O-ring Seat		
F119-009	C640	Yellow for F119-001, F119-002, F119-032
F119-010	C640	Red for F119-003, F119-004, F119-005

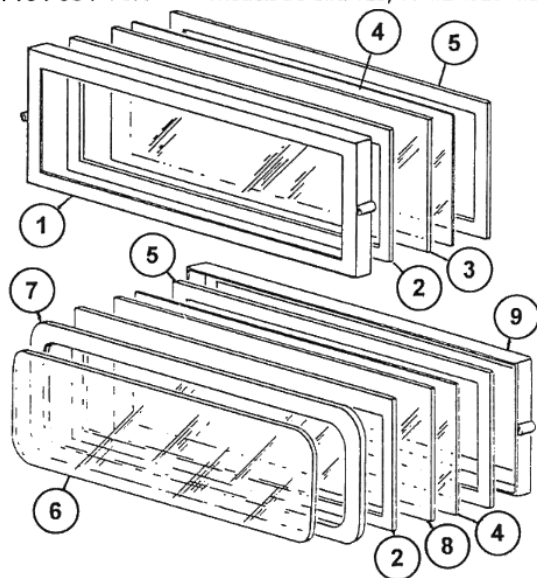
NEW PN	OLD PN	DESCRIPTION
ITEM 8 Sight Glass		
F119-025	A112-006	1-1/4"
ITEM 9 Std. Pressure Vessel		
F119-003	C663	1.5 cu. ft., 20" x 20" flange
ITEM 10 Pop-up Valve (standard)		
F119-012	C639	for F119-003, F119-001, F119-002, F119-032
ITEM 11 Pressure Vessel		
F119-006	N/A	6 cu. ft.
F119-007	N/A	7.6 cu. ft., w/60 deg. cone
ITEM 12 Pop-up Valve		
F119-015	C640-R6	for F119-006, F119-007
ITEM 13 O-ring Seat		
F119-011	C639-R6	for F119-006, F119-007
ITEM 14 Hand Hole Cover		
F119-019	N/A	for F119-006, F119-007
ITEM 15 Hand Hole Gasket		
F119-021	N/A	for F119-006, F119-007
ITEM 16 Hand Hole Crab		
F119-020	N/A	for F119-006, F119-007





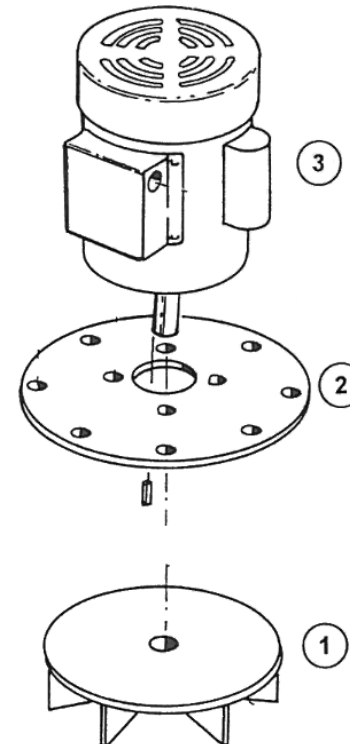
Cabinet Windows

NEW PN	OLD PN	DESCRIPTION
ITEM 1 Window Frame		
F104-001	N/A	Model B2, 8" x 18"
F104-002	N/A	Model B3 thru B6, 11-1/2" x 26-1/2"
ITEM 2 Gasket, Closed Cell		
F111-009	C615	1/2" thick x 3/4" wide x 49" long for F104-001, F104-003
F111-011	C614	1/2" thick x 3/4" wide x 73" long for F104-002, F104-004
ITEM 3 Safety Glass Window		
F104-007	N/A	Model B2, 7-1/2" x 17"
F104-008	N/A	Model B3 thru B6, 11" x 26"
ITEM 4 Acetate Window Film		
F104-011	N/A	Model B2, model 24, 7-1/2 x 17"
F104-012	N/A	Models B3 thru B6, models 36 thru 120, 11" x 26"
ITEM 5 Gasket, Closed Cell		
F111-008	C614	1/4" thick x 1" wide x 53" long
F111-010	C614	1/4" thick x 1" wide x 82" long
ITEM 6 View Window, Safety Glass		
F104-005	C611	Model 24, 5-1/4" x 15-1/2"
F104-006	C611	Models 36 thru 120, 9" x 24"
ITEM 7 Interlock Gasket		
F111-006	C613	For F104-005, 40"
F111-007	C613	For F104-006, 67"
ITEM 8 Interior Protective Glass		
F104-009	C612	Model 24, 7-1/2" x 17"
F104-010	C612	Models 36 thru 120, 11" x 26"
ITEM 9 Inside Window Frame		
F104-003	N/A	Model 24, 8" x 18"
F104-004	N/A	Models 36 thru 120, 11-1/2" x 26-1/2"



Blowers

NEW PN	OLD PN	DESCRIPTION
ITEM 1 Impeller		
F103-005	D708	9" dia., 1/2 HP
F103-006	D709	10-5/8" dia., 1 HP
F103-007	D710	12" dia., 2 HP
F103-008	D711	14" dia., 5 HP
ITEM 2 Motor Mounting Plate		
F103-009	N/A	1/2 HP
F103-010	D712	1 HP
F103-011	D713	2 HP
F103-012	D714	5 HP
ITEM 3 Motor		
F103-013	N/A	1/2 HP, 3450 RPM, 120/220 V 1 ph, 60 HZ
F103-014	N/A	1/2 HP, 3450 RPM, 230/460 V 3 ph, 60 HZ
F103-015	D705	1 HP, 3450 RPM, 120/220 V, 1 ph, 60 HZ
F103-016	N/A	1 HP, 3450 RPM, 230/460 V, 3 ph, 60 HZ
F103-017	N/A	2 HP, 3450 RPM, 120/220 V, 1 ph, 60 HZ
F103-018	D706	2 HP, 3450 RPM, 230/460 V, 3 ph, 60 HZ
F103-019	D707	5 HP, 3450 RPM, 230/460 V, 3 ph, 60 HZ





Cyclones and Separators

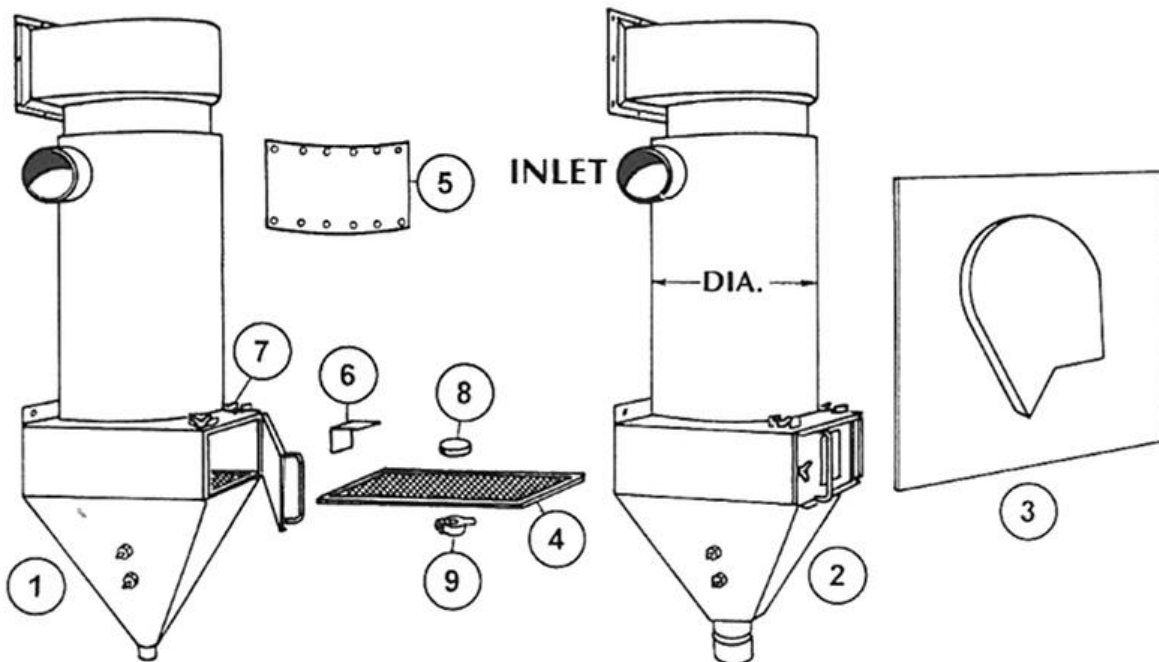
NEW PN	OLD PN	DESCRIPTION
ITEM 1 DH Series Cyclone		
F106-006	D727	12" dia., specify inlet
F106-007	D728	14" dia., specify inlet
F106-012	D729	16" dia., specify inlet
F106-039	A115-003	Free standing, 775 CFM
F106-040	A115-004	Free standing, 1200 CFM
F106-041	A115-005	Free standing, 1500 CFM

NEW PN	OLD PN	DESCRIPTION
ITEM 2 PDH Series Cyclone		
F106-018	D730	14" dia., specify inlet
F106-019	D731	16" dia., specify inlet
F106-020	N/A	18" dia., specify inlet
F106-042	A115-006	Free standing, with pressure vessel, 775 CFM
F106-043	A115-007	Free standing, with pressure vessel, 1200 CFM
F106-044	A115-008	Free standing, with pressure vessel, 1500 CFM

NEW PN	OLD PN	DESCRIPTION
ITEM 3 Spin-out Separator		
F106-038	A115-000	Kit, field mount

NEW PN	OLD PN	DESCRIPTION
ITEM 4 Debris Screen, Cyclone		
F106-001	N/A	for 12" dia., 1/8" perfs.
F106-002	N/A </td <td>for 14" dia., 1/8" perfs.</td>	for 14" dia., 1/8" perfs.
F106-003	N/A	for 16" dia., 1/8" perfs.
F106-004	N/A	for 18" dia., 1/8" perfs.
F106-008	N/A	for 12" dia., 3/16" perfs.
F106-009	N/A	for 14" dia., 3/16" perfs.
F106-010	N/A	for 16" dia., 3/16" perfs.
F106-011	N/A	for 18" dia., 3/16" perfs.


NEW PN	OLD PN	DESCRIPTION
ITEM 5 Wear Plate		
F106-014	D737	for 12" dia., cyclone
F106-015	D737	for 14" dia., cyclone
F106-016	D737	for 16" dia., cyclone
F106-017	D737	for 18" dia., cyclone
ITEM 6 Exhaust Deflector		
F106-021	PDH126	Exhaust deflector
ITEM 7 Tuning Gate		
F106-013	D734	for DH, PDH cyclones
ITEM 8 Magnetic Separator Disk		
F116-003		Magnet, debris screen
ITEM 9 Vibrator		
F116-001	PDH125	Vibrator, debris screen





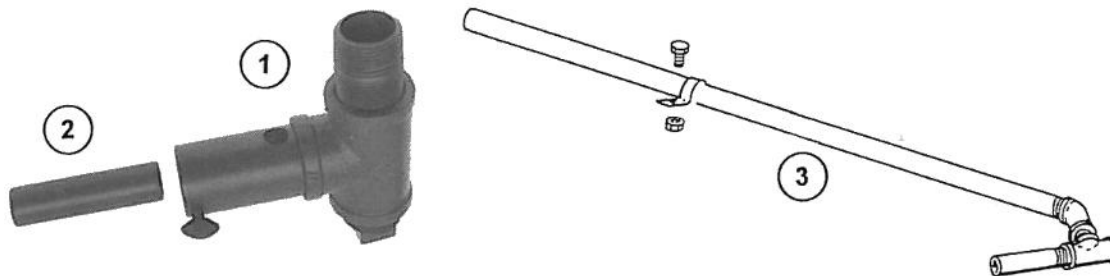
Workdecks

NEW PN	OLD PN	DESCRIPTION	NEW PN	OLD PN	DESCRIPTION
ITEM 1 Expanded Metal Workdeck			ITEM 2 Perforated Metal Workdeck		
F124-001	N/A	for model 24	F124-018	C600	for model 24
F124-002	N/A	for model 36	F124-019	C601	for model 36
F124-003	N/A	for model 4830	F124-020	C602	for model 4830
F124-004	N/A	for model 4836	F124-021	C603	for model 4836
F124-005	N/A	for model Mark III	F124-022	N/A	for model Mark III
F124-006	N/A	for model Mark IV	F124-023	C604	for model Mark IV
F124-007	N/A	for model 6036	F124-024	C605	for model 6036
F124-008	N/A	for model 6048	F124-025	N/A	for model 6048
F124-009	N/A	for model 6060	F124-026	N/A	for model 6060
F124-010	N/A	for model 72	F124-027	C606	for model 72
F124-011	N/A	for model 96	F124-028	C607	for model 96
F124-012	N/A	for model 120	F124-029	N/A	for model 120
F124-013	N/A	for model B2	F124-030	N/A	for model B2
F124-014	N/A	for model B3	F124-031	N/A	for model B3
F124-015	N/A	for model B4	F124-032	N/A	for model B4
F124-016	N/A	for model B5	F124-033	N/A	for model B5
F124-017	N/A	for model B6	F124-034	N/A	for model B6



Suction Feed Valves

NEW PN	OLD PN	DESCRIPTION	NEW PN	OLD PN	DESCRIPTION
ITEM 1 Siphon Feed Tee			ITEM 3 Media Pick-up Pipe		
F122-096	DHC635	Universal adjustable assy.	F104-023	C649	for models B2 thru B6
F122-097	N/A	Universal dual outlet	F104-024	C629	for models 24 thru 4836
ITEM 2 Media Inlet Tube			F104-025	C629	for models Mark III thru 120
F122-098	N/A	for F122-096, F122-097			





Abrasive Data Chart

	Etch	Peen	Recyclability	Blast Speed	Dust Factor	Typ. Blast Pressure
Aluminum Oxide	Yes	No	High	Fast	Low	60-90 psig
Garnet	Yes	No	High	Med-Fast	Med-Low	60-80 psig
Glass Beads	No	Yes	Medium	Medium	Medium	50-80 psig
Green Lightning	No	No	Medium	Med-Fast	Medium	60-80 psig
Green Diamond	Yes	No	Med-Low	Medium	Med-High	60-80 psig
Black Beauty	Yes	No	Low	Medium	High	60-80 psig
Plastic Media	No	No	Medium	Med-Low	Med-Low	20-90 psig
Steel Shot	No	Yes	Very High	Med-Low	Very Low	50-90 psig
Steel Grit	Yes	No	Very High	Med-Low	Very Low	60-90 psig
Walnut Shell	No	No	Med-High	Low	Medium	80-90 psig
Corn Cob Grit	No	No	Med-High	Low	Medium	80-90 psig



Visit us online at www.clemtex.com!

Clemtex.com - Sandblasting, Abrasive Blasting, Pain...d Supplies. Houston, Dallas, Corpus Chri... Texas.

http://www.clemtex.com/ Google

CLEMTEX

Corrosion Control Equipment and Supplies

Home Abrasives Blasting Equipment Painting Equipment Testing Equipment Equipment Rental
Literature Video Instructionals Safety Information Request a Quote Contact Us

COMPLETE • DEPENDABLE • KNOWLEDGEABLE

PROVIDING EQUIPMENT FOR INDUSTRY

We stock the most **complete** line of Corrosion Control Equipment and Supplies in the Southwest. Clemtex has served the Petro-Chemical, Pipeline, Marine, Offshore, Steel Fabrication, and Mechanical Industries since 1955. With our many years of experience in the Corrosion Control Industry, we pride ourselves as "Complete", "Dependable", and "Knowledgeable" to service our customer's needs. We have offices in Houston, Dallas and Corpus Christi. Call or email us for more information.

Office Hours:
Monday - Friday
7:30am - 5:00pm
1-800-CLEMTEX

[Email Us](#)

[¿Hablas Español? haga clic aqui.](#)

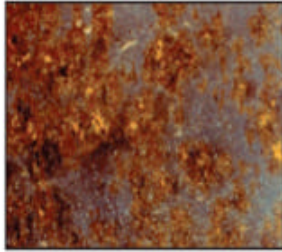
"We stock the most complete line of Corrosion Control Equipment and Supplies in the Southwest."

©Clemtex 2010

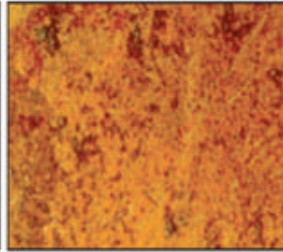


Degrees of Blast Cleanliness

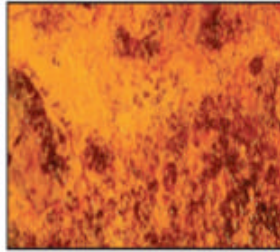
Grade A



Grade B



Grade C

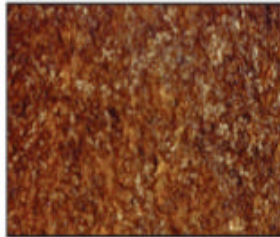

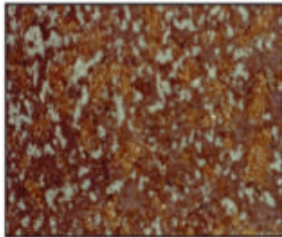


Condition of Steel

Grade A – Steel where mill scale has started to flake and light rusting occurs

Grade B – Steel where all mill scale has flaked off and complete rusting has taken place

Grade C – Steel where pitting and complete rusting has occurred



Brush Off Blast

Definition: A Brush-Off Blast Cleaned Surface Finish is defined as one from which all oil, grease, dirt, rust scale, loose mill scale, loose rust and loose paint or coatings are removed completely but tight mill scale and tightly adhered rust, paint and coatings are permitted to remain provided that all mill scale and rust have been exposed to the abrasive blast pattern sufficiently to expose numerous flecks of the underlying metal fairly uniformly distributed over the entire surface.


NACE – 4 SSPC-SP-7 SA - 1



Commercial Blast

Definition: A Commercial Blast Cleaned Surface Finish is defined as one from which all oil, grease, dirt, rust scale and foreign matter have been completely removed from the surface and all rust, mill scale and old paint have been completely removed except for slight shadows, streaks, or discolorations caused by rust stain, mill scale oxides or slight, tight residues of paint or coating that may remain; if the surface is pitted, slight residues of rust or paint may be found in the bottom of pits; at least two-thirds of each square inch of surface area shall be free of all visible residues and the remainder shall be limited to the light discoloration, slight staining or tight residues mentioned above.

NACE – 3 SSPC-SP-6 SA - 2



Near White Metal Blast

Definition: A Near-White Blast Cleaned Surface Finish is defined as one from which all oil, grease, dirt, mill scale, rust, corrosion products, oxides, paint or other foreign matter have been completely removed from the surface except for very light shadows, very slight streaks or slight discolorations caused by rust stain, mill scale oxides, or light, tight residues of paint or coating that may remain. At least 95 percent of each square inch of surface area shall be free of all visible residues, and the remainder shall be limited to the light discoloration mentioned above.

NACE -2 SSPC-SP-10 SA – 2 ½



White Metal Blast

Definition: A White Metal Blast Cleaned Surface Finish is defined as a surface with a gray-white, uniform metallic color, slightly roughened to form a suitable anchor pattern for coatings. The surface, when viewed without magnification, shall be free of all oil, grease, dirt, visible mill scale, rust, corrosion products, oxides, paint, or any other foreign matter.

NACE – 1 SSPC-SP-5 SA - 3

Houston Office

248 McCarty Dr.
P.O. Box 15214
Houston, TX 77220-5214
(713) 672-8251
Fax (713) 672-6336

Corpus Christi Branch

4750 Westway
P.O. Box 5036
Corpus Christi, TX 78465-5036
(361) 882-8282
Fax (361) 882-6029

Dallas Branch

4770 Gretna
Dallas, TX 75207
(214) 631-0584
Fax (214) 631-5824
1-800-BLAST 97

1-800-CLEMTEX

www.clemtex.com

clemtex@clemtex.com